

An algorithm for finding parameters of tunnels

KAI ISHIHARA

Cho and McCullough gave a numerical parameterization of the collection of all tunnels of all tunnel number 1 knots and links in the 3–sphere. Here we give an algorithm for finding the parameter of a given tunnel by using its Heegaard diagram.

[57M25](#); [57N10](#)

1 Introduction

Pairs consisting of a tunnel number one knot (or link) and one of its unknotting tunnels can be identified with isotopy classes of nonseparating (or separating) essential disks in a standard genus–2 handlebody H in S^3 . That is, the equivalence classes of such tunnels up to orientation-preserving homeomorphism in S^3 can be identified with the vertices of the quotient of the disk complex of H by the action of the Goeritz group of the pair (S^3, H) . In this quotient, Cho and McCullough [3] defined a principal path for each tunnel. The existence of the principal path implies that every tunnel can be obtained by starting from the unique tunnel of the trivial knot and performing a uniquely determined sequence of simple constructions. Each construction is determined by a rational number, which is essentially a Scharlemann and Thompson invariant [12]. In other words, a tunnel of a tunnel number 1 knot or link is determined by a parameter consisting of a sequence of rational invariants and some additional data that encodes the path. Thus by comparing the parameters of two tunnels, we can decide whether or not they are equivalent. The parameter contains other information about the tunnel as well. In particular, it tells whether or not the tunnel is a $(1, 1)$ –tunnel, that is, an upper tunnel associated to some genus–1 1–bridge position of the knot.

Cho and McCullough computed the parameters for all tunnels of 2–bridge knots [3], and for all tunnels of torus knots [2]. In this paper, we will prove the following theorem.

Theorem 1.1 *There is an algorithm for finding the parameter of a tunnel given as a disk in a standard genus–2 handlebody in S^3 .*

The algorithm uses Heegaard diagrams. Section 4 describes the relation between the Heegaard diagram and the link diagram of an unknotting tunnel. In Section 5, we will show how to calculate the rational invariant for each step in the principal path, and in Sections 6 and 7, we give the algorithm and its proof. In Section 8, we apply the algorithm to find the principal paths of two tunnels of the twisted torus knot $T(5, 7, 2)$ found by Goda and Hayashi. One of the tunnels is known to be a $(1, 1)$ -tunnel, and from the principal path, we deduce that the other is not a $(1, 1)$ -tunnel. This provides the first known example, other than torus knots, of a knot having both $(1, 1)$ and non- $(1, 1)$ -tunnels.

Acknowledgments I gratefully acknowledge much helpful advice and constant encouragement of Professor Koya Shimokawa. I am greatly indebted to thank Professor Hiroshi Goda, who suggested the application of the algorithm in Section 8. I also would like to thank to the referee for a careful reading of the paper and helpful comments. This research is partially supported by EPSRC Grant EP/H031367/1.

2 Preliminaries

In this section we present some definitions. See [3] for details.

Closure, interior and regular neighborhood are denoted by $\text{Cl}(\cdot)$, $\text{Int}(\cdot)$ and $\text{N}(\cdot)$ respectively throughout this paper. We use the same notation as in [3]: H is the standard genus-2 handlebody in S^3 , $\mathcal{K}(H)$ is the disk complex of H , $\mathcal{D}(H)$ is the subcomplex of $\mathcal{K}(H)$ spanned by vertices corresponding to nonseparating essential properly embedded disks in H , $\mathcal{D}'(H)$ is the first barycentric subdivision of $\mathcal{D}(H)$, $\tilde{\mathcal{T}}$ is the subcomplex of $\mathcal{D}'(H)$ obtained by removing the open stars of the vertices of $\mathcal{D}(H)$, \mathcal{G} is the Goeritz group that is the group of isotopy classes of orientation-preserving diffeomorphisms of S^3 that take H onto itself, and \mathcal{T} is the quotient of $\tilde{\mathcal{T}}$ by the action of \mathcal{G} .

Definition 2.1 A *tunnel* is a \mathcal{G} -orbit of disks in H . In particular, a \mathcal{G} -orbit of nonseparating disks in H is called a *knot tunnel*, and a \mathcal{G} -orbit of separating disks in H is called a *link tunnel*.

Thus the knot tunnels correspond exactly to the vertices of the quotient $\mathcal{D}(H)/\mathcal{G}$ of $\mathcal{D}(H)$ by the action of \mathcal{G} . If τ is a knot tunnel, it is a tunnel of the knot K_τ that is a core of the solid torus obtained by cutting H along τ . If τ is a link tunnel, it is a tunnel of the link K_τ that consists of cores of the two solid tori obtained by cutting H along τ . We regard K_τ as defined only up to isotopy in S^3 .

A disk D in H is *primitive* if there exists a properly embedded disk D' in the complementary handlebody $\text{Cl}(S^3 - H)$ such that the circles ∂D and $\partial D'$ in ∂H intersect transversely in a single point. Viewed as tunnels, primitive disks are exactly the tunnels of the trivial knot, and are all equivalent.

Definition 2.2 A *primitive pair* is a pair of disjoint nonisotopic primitive disks and a *primitive triple* is a triple of pairwise disjoint nonisotopic primitive disks.

Cho and McCullough showed that $\tilde{\mathcal{T}}$ and \mathcal{T} are trees. There is a vertex θ_0 that is the unique \mathcal{G} -orbit of a primitive triples. The principal path of a tunnel, that will become the foundation for the parameter, can be defined as follows. Let D be a disk in H . If D is nonseparating, then there are two isotopy classes of nonseparating disks D_1 and D_2 such that among all triples having D as a member, the triple $\{D, D_1, D_2\}$ is closest in $\tilde{\mathcal{T}}$ to the tree spanned by the primitive triples. If D is separating, D is disjoint from only two isotopy classes of nonseparating disks, so is a vertex of only one 2-simplex $\{D, D_1, D_2\}$, which is attached to $\mathcal{D}(H)$ along $\{D_1, D_2\}$. Let τ be the tunnel that is the \mathcal{G} -orbit of D .

Definition 2.3 The *principal vertex* of τ is the \mathcal{G} -orbit of $\{D, D_1, D_2\}$. The *principal pair* of τ is the \mathcal{G} -orbit of $\{D_1, D_2\}$. The *principal path* of τ is the unique path in \mathcal{T} from θ_0 to the principal vertex of τ .

Remark 2.4 The principal pairs of tunnels and the principal triples of knot tunnels are in \mathcal{T} , but tunnels and principal vertices of link tunnels are not.

Let μ be a pair of disjoint nonisotopic nonseparating disks in H . A disk in H disjoint from μ and not parallel to either of them is called *slope disk* for μ . Let τ be a nonseparating slope disk for μ .

Definition 2.5 The *slope 0 perpendicular disk* τ^0 for $(\mu; \tau)$ is defined by the following properties:

- (1) τ^0 is slope disk for μ .
- (2) τ and τ^0 intersect transversely in one arc.
- (3) τ^0 separates H (and so K_{τ^0} is a two-component link).
- (4) The linking number of K_{τ^0} is 0.

Then τ and τ^0 can be a coordinate system, and a rational number is naturally defined for each slope disk for μ , that is called its $(\mu; \tau)$ -slope (see [3, Section 8]).

Theorem 2.6 [3, Theorem 12.3] *Let τ be a tunnel with principal path $\theta_0, \mu_0, \mu_0 \cup \{\tau_0\}, \mu_1, \dots, \mu_n, \mu_n \cup \{\tau_n\}$. Fix a lift of the principal path to $\mathcal{D}(H)$, so that each μ_i corresponds to an actual pair of disks in H .*

- (1) *If τ is primitive, put $m_0 = [0] \in \mathbb{Q}/\mathbb{Z}$. Otherwise, let $m_0 = [p_0/q_0] \in \mathbb{Q}/\mathbb{Z}$ be the simple slope of τ_0 .*
- (2) *If $n \geq 1$, then for $1 \leq i \leq n$ let σ_i be the unique disk in $\mu_{i-1} - \mu_i$ and let $m_i = q_i/p_i \in \mathbb{Q}$ be the $(\mu_i; \sigma_i)$ -slope of τ_i .*
- (3) *If $n \geq 2$, then for $2 \leq i \leq n$ define $s_i = 0$ or $s_i = 1$ according to whether or not the unique disk of $\mu_i \cap \mu_{i-1}$ equals the unique disk of $\mu_{i-1} \cap \mu_{i-2}$.*

Then, sending τ to the pair $((m_0, \dots, m_n), (s_2, \dots, s_n))$ is a bijection from the set of all tunnels to the set of all elements $(([p_0/q_0], q_1/p_1, \dots, q_n/p_n), (s_2, \dots, s_n))$ in

$$(\mathbb{Q}/\mathbb{Z}) \cup (\mathbb{Q}/\mathbb{Z} \times \mathbb{Q}) \cup (\bigcup_{n \geq 2} \mathbb{Q}/\mathbb{Z} \times \mathbb{Q}^n \times \{0, 1\}^{n-2}),$$

with q_i odd for $1 \leq i \leq n - 1$.

Note that q_n is odd if and only if τ is a knot tunnel.

Definition 2.7 We call $(([p_0/q_0], q_1/p_1, q_2/p_2, \dots, q_n/p_n), (s_2, \dots, s_n))$ the *parameter* of τ . The numbers s_2, \dots, s_n are called the *binary invariants* of τ .

Next we present a definition of the depth, for use in [Section 8](#).

Definition 2.8 The *depth* of a tunnel τ , which is denoted by $\text{depth}(\tau)$, is the simplicial distance in the 1-skeleton of $\mathcal{D}(H)/\mathcal{G}$ from τ to the primitive vertex π_0 .

Remark 2.9 A tunnel τ of nontrivial knot is a $(1, 1)$ -tunnel if and only if $\text{depth}(\tau) = 1$.

Hence we can determine whether or not a tunnel is $(1, 1)$ from its depth. In [\[4\]](#), Cho and McCullough showed how to compute the depth from the binary invariants.

Proposition 2.10 [\[4\]](#) *Let τ be a knot tunnel and s_2, \dots, s_n the binary invariants of τ . Then depth of τ can be calculated from the binary invariants by the following simple algorithm.*

- (1) *Write the binary word $s_2s_3 \cdots s_n$ as $O_1Z_1O_2Z_2 \cdots O_kZ_k$, where O_i and Z_i are respectively maximal blocks of ones and zeros (thus O_1 and Z_k may have length 0, while all others have positive length).*
- (2) *The depth of τ is $1 + \sum_{j=1}^k \lceil \text{length}(O_j)/2 \rceil$, where $\lceil \text{length}(O_j)/2 \rceil$ denotes the least integer greater than or equal to $\text{length}(O_j)/2$.*

3 Heegaard diagrams of 3–manifolds

In this section we will briefly review a method of Homma, Ochiai and Takahashi [9], and give some terminology.

Following [9] we will recall Heegaard diagrams for 3–manifolds. Let H be a handlebody of genus–2.

Definition 3.1 A simple closed curve u in ∂H is called a *meridian* if there is a nonseparating disk D in H such that $D \cap \partial H = \partial D = u$. A set of simple closed curves $u_1, u_2 \subset \partial H$ is a *meridian system of H* if there are nonseparating disks D_1, D_2 bounded by u_1, u_2 such that $D_1 \cap D_2 = \emptyset$, and $\text{Cl}(H - \text{N}(D_1 \cup D_2))$ is homeomorphic to the 3–ball.

Remark 3.2 There are natural one-to-one correspondences between isotopy classes of meridians of H and vertices of $\mathcal{D}(H)$, and between isotopy classes of meridian systems of H and edges of $\mathcal{D}(H)$. So we say that a meridian or meridian system of H is *primitive* if it corresponds to a primitive disk or pair respectively.

Let $\{u_1, u_2\}$ be a meridian system of H , and let l be a simple arc in ∂H such that l intersects u_1 in ∂l , that both ends of l attach on the same side of u_1 , and that l is disjoint from u_2 . Then u_1 is cut into two arcs α' and α'' by l . Let $u'_1 = l \cup \alpha'$ and $u''_1 = l \cup \alpha''$. Then one of $\{u'_1, u_2\}$ and $\{u''_1, u_2\}$ is a new meridian system of H .

Definition 3.3 This replacement is called an *l –modification* or *modification along l* .

Let $H \cup_F H'$ be a genus–2 Heegaard splitting of a closed orientable 3–manifold M and $\{u_1, u_2\}$ (resp. $\{v_1, v_2\}$) be a meridian system of H (resp. H').

Definition 3.4 We call $D = (F; \{u_1, u_2\}, \{v_1, v_2\})$ a genus–2 *Heegaard diagram* for M .

This definition extends to a definition for any genus Heegaard diagram of a nonclosed compact orientable 3–manifold (so that H, H' may be compression bodies), by choosing collections of core disks of 2–handles for each compression body H, H' .

Remark 3.5 Let τ be a tunnel and D a disk in the standard genus–2 handlebody H corresponding to τ . The exterior $E(K_\tau)$ of K_τ is homeomorphic to $\text{Cl}(S^3 - H) \cup (H \cap \text{N}(D))$. Hence, by choosing a meridian system $\{v_1, v_2\}$ of $\text{Cl}(S^3 - H)$, we obtain a Heegaard diagram $(\partial H; \partial D, \{v_1, v_2\})$ for $E(K_\tau)$.

A Heegaard diagram $D = (F; \{u_1, u_2\}, \{v_1, v_2\})$ is said to be *normalized* if $(u_1 \cup u_2) \cap (v_1 \cup v_2)$ contains no isotopically removable points. For a non-normalized Heegaard diagram, an operation removing the isotopically removable intersection points by isotopy is called a *normalization*. When $(u_1 \cup u_2) \cup (v_1 \cup v_2)$ is connected, D is called a *connected diagram*.

Definition 3.6 For a genus-2 normalized Heegaard diagram $D = (F; \{u_1, u_2\}, \{v_1, v_2\})$, a simple arc w in F that satisfies the following conditions is called a u_i -*wave* or u -*wave* (resp. v_i -*wave* or v -*wave*) ($i \in \{1, 2\}$), or just a *wave*.

- $w \cap (u_1 \cup u_2 \cup v_1 \cup v_2) = w \cap u_i = \partial w$ (resp. $w \cap (u_1 \cup u_2 \cup v_1 \cup v_2) = w \cap v_i = \partial w$).
- Each component of $u_i - \partial w$ (resp. $v_i - \partial w$) intersects $v_1 \cup v_2$ (resp. $u_1 \cup u_2$).
- At the two points ∂w , w approaches the meridian u_i (resp. v_i) from one side.

A modification along w is called a *wave transformation*.

Remark 3.7 Let $D = (F; \{u_1, u_2\}, \{v_1, v_2\})$ be a genus-2 normalized Heegaard diagram for a 3-manifold M and w a u_1 -wave. Then we can obtain a new Heegaard diagram $(F; \{u'_1, u_2\}, \{v_1, v_2\})$ for M . By a wave transformation, one of the components of $u_1 - w$ disappears together with the intersection points of the meridians, and some more points may disappear under normalization. Hence the new diagram is always simpler than the old one in the sense that the total number of intersection points of the meridians decreases.

For a normalized Heegaard diagram, if there exists a wave, it can be taken so that the new diagram is also normalized. Throughout this paper, we assume that Heegaard diagrams are normalized and waves produce normalized Heegaard diagrams.

We consider genus-2 Heegaard diagrams $D = (F; \{u_1, u_2\}, \{v_1, v_2\})$. By cutting F open along u_1 and u_2 (or v_1 and v_2), we obtain the 2-sphere with four disks. We name these A, a, B and b , where disks A, a are obtained by cutting F open along u_1 and disks B, b are obtained by cutting F open along u_2 . Then by Ochiai [11], genus-2 normalized Heegaard diagrams are classified into type 1, 2, and 3 (as in Figure 1). In Figure 1, the labels on edges c, d, e , and f indicate how many parallel edges there are in each parallel family of arcs.

Note that a nonconnected, genus-2 normalized Heegaard diagram for S^3 is the standard one $D_0 = (F; \{u_1, u_2\}, \{v_1, v_2\})$, where u_i crosses v_j at one point if $i = j$ and is disjoint from v_j if $i \neq j$.

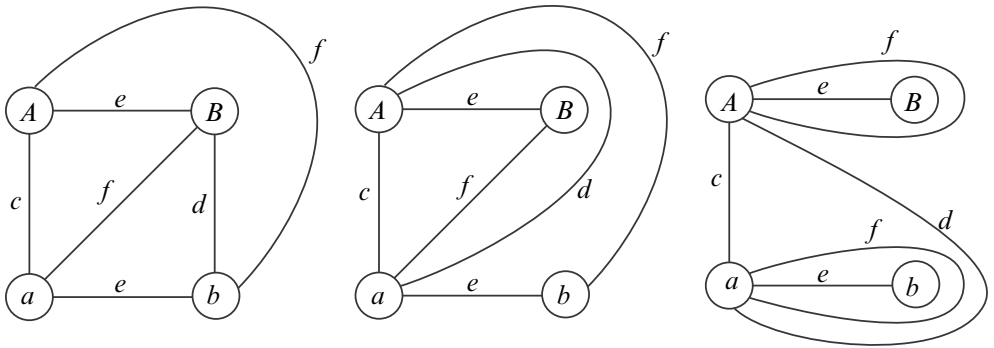


Figure 1: Types of genus-2 Heegaard diagram

Theorem 3.8 [9] *Any connected normalized genus-2 Heegaard diagram for S^3 has a wave. Hence, through wave transformations any genus-2 Heegaard diagram for S^3 changes into the standard one.*

For a survey of the proof, see Fomenko and Matveev [5].

4 Link diagrams and Heegaard diagrams

In this section we describe a relation between link diagrams with unknotting tunnels and genus-2 Heegaard diagrams for link exteriors.

First we show how to obtain a genus-2 Heegaard diagram for the exterior of a tunnel number one knot or link, from its link diagram with an unknotting tunnel. Let K be a tunnel number one knot or link and α be an unknotting tunnel for K . We denote by $E(K)$ the exterior $Cl(S^3 - N(K))$ of K . Put $h = N(\alpha) \cap E(K)$ and $H = N(K) \cup h$. Note that h is a 1-handle for $N(K)$ and a 2-handle for $Cl(S^3 - H)$. That is, $E(K)$ is the union of a genus-2 handlebody $Cl(S^3 - H)$ and a 2-handle h for $Cl(S^3 - H)$. The cocore disk D of h is an essential properly embedded disk in H . We have a genus-2 Heegaard splitting $H \cup Cl(S^3 - H)$ of S^3 . Since S^3 has a unique Heegaard splitting of each genus, we may move H by isotopy to the standard handlebody in S^3 . Choosing a meridian system $\{v_1, v_2\}$ of $Cl(S^3 - H)$, we obtain a genus-2 Heegaard diagram $(\partial H; \partial D, \{v_1, v_2\})$ for $E(K)$. In this way, each choice of a meridian system determines a genus-2 Heegaard diagram for $E(K)$. Figure 2 illustrates the process for a case where K is the trefoil knot.

Next we show how to obtain a link diagram with an unknotting tunnel from a genus-2 Heegaard diagram for the exterior. Let M be the exterior of a tunnel number one

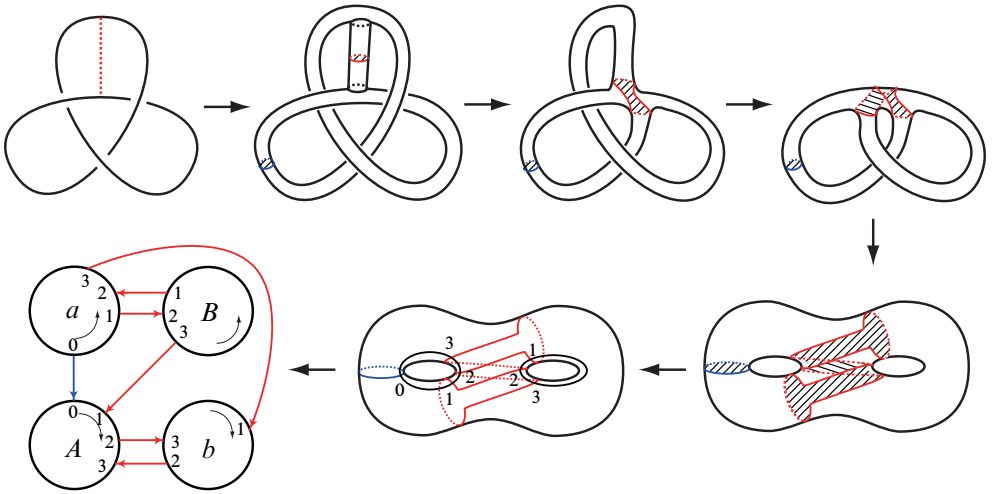


Figure 2: From a knot diagram to a Heegaard diagram

knot K or two-component link $K = K_1 \cup K_2$ in S^3 , and let $(F; u, \{v_1, v_2\})$ be a genus-2 Heegaard diagram for M . Then there is an embedding $e: M \rightarrow S^3$ such that $e(M) = E(K)$. The image of F separates S^3 into two genus-2 handlebodies H and H' , where the image of u bounds a disk in H and each image of v_1 and v_2 bounds a disk in H' . There exist simple closed curves m_1, m_2 in F such that $\{e(m_1), e(m_2)\}$ is a meridian system of H and $u \cap (m_1 \cup m_2) = \emptyset$. We may assume that $m_1 = u$ and $e(m_2)$ is a meridian of K if K is a knot, or that $e(m_i)$ is a meridian of K_i for $i \in \{1, 2\}$ if K is a two-component link $K_1 \cup K_2$. Then $(F; \{m_1, m_2\}, \{v_1, v_2\})$ is a Heegaard diagram for S^3 , and we will obtain a link diagram of K from this. By Gordon and Luecke [8], the embedding e is uniquely determined from M if K is a nontrivial knot. Berge [1] proved the following theorem.

Theorem 4.1 *If K is a nontrivial knot and $(F; u, \{v_1, v_2\})$ has neither a v_1 -wave nor a v_2 -wave, then there exists a u -wave that produces a simple closed curve m in F such that $e(m)$ is a meridian of H .*

If K is a two component link, M has no essential annulus and $(F; u, \{v_1, v_2\})$ has neither a v_1 -wave nor a v_2 -wave, then there exists a u -wave that produces a simple closed curve m in F such that $e(m)$ is a meridian of H .

By Theorem 3.8, through a finite sequence of wave transformations we can change a Heegaard diagram $(F; \{m_1, m_2\}, \{v_1, v_2\})$ to the standard one. Throughout these operations we will keep u in mind. By changing a meridian system $\{m_1, m_2\}$ of H

(resp. $\{v_1, v_2\}$ of H') to a new one $\{u'_1, u'_2\}$ (resp. $\{v'_1, v'_2\}$), we can obtain the standard diagram $(F; \{u'_1, u'_2\}, \{v'_1, v'_2\})$ without changing u . Then we regard F as a standard genus-2 surface in S^3 and regard H and H' as handlebodies in S^3 . Moreover we move H by isotopy so that u becomes shorter and we can find a small disk D in H bounded by u . Then we obtain the knot corresponding to the embedding of M by taking a core of the solid torus $\text{Cl}(H - N(D))$. Figure 3 illustrates the process for a case where K is the trefoil knot.

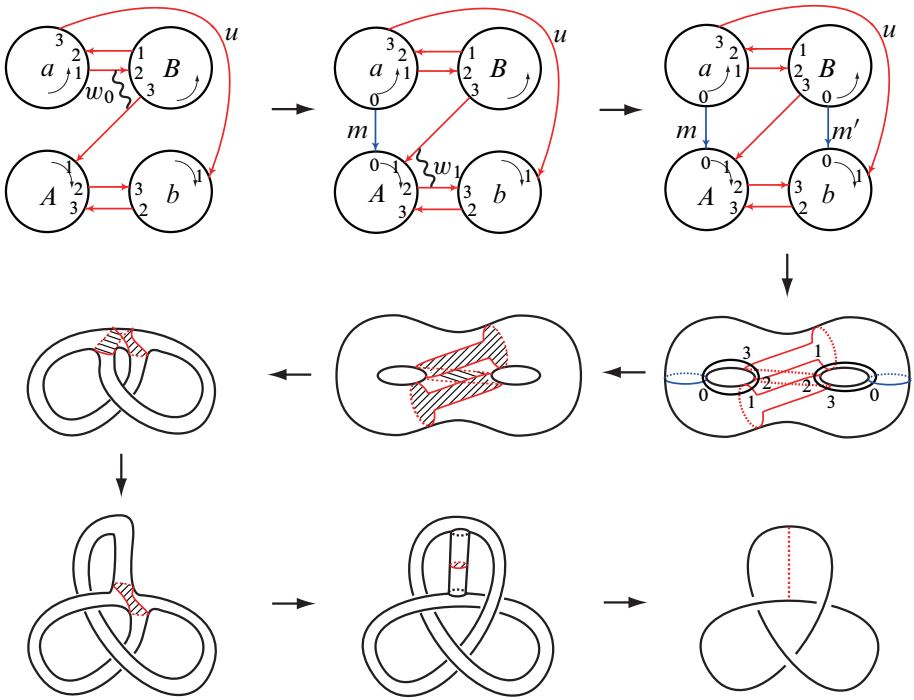


Figure 3: From a Heegaard diagram to a knot diagram

5 Slope coordinates

In this section we show how to calculate the rational invariant at each step of the principal path for the algorithm. Let $\mu = \{\lambda, \rho\}$ be a pair of nonseparating disks in H , σ and σ' be slope disks for μ . A part of $\mathcal{D}'(H)$ is shown in Figure 4. We consider a diagram $(\partial H; \{\partial\lambda, \partial\rho, \partial\sigma\}, \{v_1, v_2\})$, where $\{v_1, v_2\}$ is a meridian system of $\text{Cl}(S^3 - H)$. To calculate the $(\mu; \sigma)$ -slope of σ' , we will find $\partial\sigma^0$ using a Heegaard diagram $(\partial H; \{\partial\lambda, \partial\rho\}, \{v_1, v_2\})$. Here σ^0 is the slope 0 perpendicular disk for $(\mu; \sigma)$. To

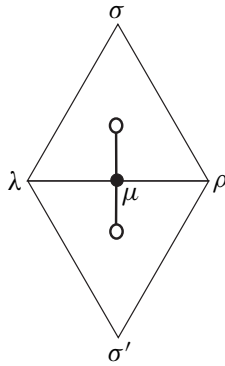


Figure 4: A part of $\mathcal{D}'(H)$

find $\partial\sigma^0$, we give an orientation to each curve of $\partial\lambda$, $\partial\rho$, and $\partial\sigma$ so that each component of $\partial H - (\partial\lambda \cup \partial\rho \cup \partial\sigma)$ has an orientation induced by the orientation of $\partial\lambda \cup \partial\rho \cup \partial\sigma$ (see Figure 5). For an oriented simple closed curve C' in ∂H , by counting the algebraic

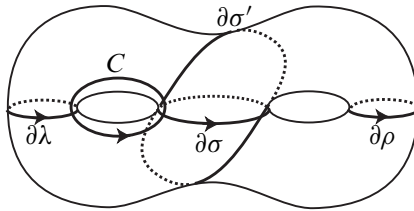


Figure 5: Curves on ∂H

intersection number with v_1 and v_2 , we regard C' as an element of $H_1(\text{Cl}(S^3 - H))$. We write $[C']$ for $(\Delta(C', v_1), \Delta(C', v_2))$, where Δ means the algebraic intersection number on ∂H . We choose C' to intersect μ at one point, say $C' \cap \mu = C' \cap \partial\lambda = \{*\}$, and intersect $\partial\sigma$ at one point. We orient C' so that it meets $\partial\sigma$ (resp. $\partial\lambda$) from the right (resp. left) hand side. Since S^3 is obtained from the genus-2 handlebody $\text{Cl}(S^3 - H)$ by attaching 2-handles along $\partial\sigma$ and $\partial\lambda$ and capping off a 3-handle, the quotient $(\mathbb{Z} \oplus \mathbb{Z}) / \langle [\partial\sigma], [\partial\lambda] \rangle$ is isomorphic to $H_1(S^3) = 0$. Therefore $[\partial\sigma]$ and $[\partial\lambda]$ form a basis of $\mathbb{Z} \oplus \mathbb{Z}$, and there are integers k and l such that $[C'] = k[\partial\sigma] + l[\partial\lambda]$. Let $C = t_{\partial\sigma}^{-k}(C')$, where t_α denotes a right-handed Dehn twist along a curve α in ∂H .

Lemma 5.1 *In ∂H , a boundary curve e of a regular neighborhood of $\partial\lambda \cup C$ is isotopic to $\partial\sigma^0$.*

Proof Let E be a disk in H bounded by e . Then E is disjoint from $\lambda \cup \rho$, intersects σ in an arc and separates H into two solid tori. Let K_1, K_2 be core circles

of $\text{Cl}(H - N(E))$. One of K_1 and K_2 , say K_1 , is isotopic to C in $\text{Cl}(H - N(E))$. The curve $\partial\lambda$ is disjoint from e and corresponds to a meridian of K_1 , so K_1 is also isotopic to the curve $l'_{\partial\lambda}(C)$ in $\text{Cl}(H - N(E))$. By the definition of C , $[l'_{\partial\lambda}(C)] = [C] - l[\partial\lambda] = [C'] - k[\partial\sigma] - l[\partial\lambda] = 0$ in $H_1(\text{Cl}(S^3 - H))$. Then there is a Seifert surface of K_1 that is disjoint from K_2 , and so the link $K_1 \cup K_2$ has linking number 0. By the definition of the slope-0 perpendicular disk (see [Definition 2.5](#)), E is isotopic to σ^0 in H , and so e is isotopic to $\partial\sigma^0$ in ∂H . \square

6 The algorithm

In this section we present the algorithm of [Theorem 1.1](#).

Let H be a standard unknotted genus-2 handlebody in S^3 and $\tilde{\tau}$ a disk in H , which represents the tunnel τ whose parameter we wish to find. Put $u = \partial\tilde{\tau}$ and let $\{m_1, m_2\}$ be a meridian system of H that is disjoint from u . If τ is a knot tunnel, we choose $m_1 = u$ and m_2 to correspond to the meridian of K_τ in the solid torus $\text{Cl}(H - N(\tilde{\tau}))$. Note that there are many choices of the meridian of K_τ in ∂H , but we choose one. If τ is a link tunnel, we may assume that each of m_1 and m_2 corresponds to the meridian in $\text{Cl}(H - N(\tilde{\tau}))$ of each knot component of K_τ . Let v be some meridian system of the genus-2 handlebody $\text{Cl}(S^3 - H)$. We will find the slope coordinates one by one, while finding the sequence $\alpha_0, \dots, \alpha_n$ of meridian systems of H that corresponds to the principal path of τ .

Step 0 We will find α_0 corresponding to the principal pair of τ . If τ is a link tunnel, we may put $\alpha_0 = \{m_1, m_2\}$ and skip Step 0. If τ is a knot tunnel, we put $\alpha_{-1} = \{m_1, m_2\} = \{u, m\}$. Although the choice of m is not unique, α_0 will be uniquely determined by Step 0. We will obtain α_0 from the Heegaard diagram $D_{-1} = (\partial H; \alpha_{-1}, v)$ for S^3 as follows.

- (0-1) Judge whether D_{-1} is connected. If D_{-1} is not connected, so is the standard diagram and α_{-1} is primitive. Hence τ is the unique tunnel of the trivial knot, the parameter is trivial, and we stop. If D_{-1} is connected, go to (0-2).
- (0-2) Judge whether D_{-1} has a v -wave. If D_{-1} has a v -wave, perform the wave transformation and go back to (0-1) after replacing v with a new one. If D_{-1} has no v -wave, go to (0-3).
- (0-3) Judge whether D_{-1} has an m -wave. If D_{-1} has an m -wave, perform the wave transformation and go back to (0-1) after replacing m with a new one. If D_{-1} has no m -wave, go to (0-4).
- (0-4) Then D_{-1} must have a u -wave, and we perform the wave transformation. Let α_0 be the meridian system of H obtained by the wave transformation.

In this way, we obtain α_0 whenever τ is not the unique tunnel of the trivial knot, and we put $D_0 = (\partial H; \alpha_0, \mathbf{v})$. For a positive integer i , we will define $D_i = (\partial H; \alpha_i, \mathbf{v})$ from a Heegaard diagram $D_{i-1} = (\partial H; \alpha_{i-1}, \mathbf{v})$, and find the slope as follows.

Step i

- (i-1) Judge whether D_{i-1} is connected. If D_{i-1} is not connected, it is the standard diagram and we go to the **Final Step** below after putting $n = i - 1$. If D_{i-1} is connected, go to (i-2).
- (i-2) Judge whether D_{i-1} has a \mathbf{v} -wave. If D_{i-1} has a \mathbf{v} -wave, perform the wave transformation and go back to (i-1) after replacing \mathbf{v} with a new one. If D_{i-1} has no \mathbf{v} -wave, go to (i-3).
- (i-3) D_{i-1} must have α_{i-1} -wave, and we perform the wave transformation. Let α_i be the meridian system of H produced by the wave transformation and put $D_i = (\partial H; \alpha_i, \mathbf{v})$. Go to (i-4).
- (i-4) Calculate the slope r_{i-1} . Following the notation of **Section 5**, regard $\{\partial\lambda, \partial\rho\}$ as α_{i-1} , $\{\partial\sigma'\}$ as $\alpha_{i-2} - \alpha_{i-1}$, and $\{\partial\sigma\}$ as $\alpha_i - \alpha_{i-1}$. Calculate the $(\mu; \sigma)$ -slope of σ' , and write it as r_{i-1} . Go to Step 2 if $i = 1$, otherwise go to (i-5).
- (i-5) Determine the binary number t_{i-2} by putting $t_{i-2} = 0$ or $t_{i-2} = 1$ according to whether or not the unique meridian $\alpha_{i-2} \cap \alpha_{i-1}$ equals the unique meridian $\alpha_{i-1} \cap \alpha_i$. Then go to Step $i + 1$.

Continue these operations inductively until a standard diagram $D_n = (\partial H; \alpha_n, \mathbf{v})$ is obtained. By **Remark 3.7**, we will reach the **Final Step** below after finitely many steps.

Final Step Calculate the slope r_n . Let α be a simple closed curve in ∂H that is disjoint from α_n and intersects each v_i of \mathbf{v} at one point. Regarding $\{\partial\lambda, \partial\rho\}$ as α_n , $\{\partial\sigma'\}$ as $\alpha_{n-1} - \alpha_n$, and $\partial\sigma$ as α , we calculate the $(\mu; \sigma)$ -slope of σ' , and write it as r_n . Then stop. Note that the choice of α is not unique, but $[1/r_n]$ is uniquely determined.

Theorem 6.1 *The parameter of τ is $(([1/r_n], r_{n-1}, \dots, r_0), (t_{n-2}, \dots, t_0))$.*

Theorem 6.1 and consequently **Theorem 1.1** follow immediately from the next result. For each integer i satisfying $0 \leq i \leq n$, let $\tilde{\mu}_i$ be a pair of disks in H corresponding to α_{n-i} and let μ_i be the \mathcal{G} -orbit of $\tilde{\mu}_i$.

Theorem 6.2 *The path $\theta_0, \mu_0, \mu_0 \cup \mu_1, \mu_1, \dots, \mu_n, \mu_n \cup \{\tau\}$ defined above is the principal path of τ .*

The proof of **Theorem 6.2** is given the next section.

7 Proof of Theorem 6.2

The proof of Theorem 6.2 will use Lemmas 7.1 and 7.2 below. Let $D = (\partial H; \{u_1, u_2\}, \{v_1, v_2\})$ be a genus-2 Heegaard diagram for S^3 , ie $\{u_1, u_2\}$ is a meridian system of the standard genus-2 handlebody H in S^3 and $\{v_1, v_2\}$ is a meridian system of the genus-2 handlebody $\text{Cl}(S^3 - H)$.

Lemma 7.1 *Suppose that D has a u_1 -wave. Let $\{u'_1, u_2\}$ be a new meridian system of H obtained by a wave transformations along the u_1 -wave and $D'' = (F; \{u'_1, u_2\}, \{v'_1, v'_2\})$ a Heegaard diagram obtained from $D' = (F; \{u'_1, u_2\}, \{v_1, v_2\})$ by wave transformations along waves approaching meridians of $\text{Cl}(S^3 - H)$. Then u_1 cannot be obtained from $(F; \{u'_1, u_2\}, \{v'_1, v'_2\})$ by a wave transformation along a u'_1 -wave or u_2 -wave.*

This lemma implies that $\alpha_{i-1} \cup \alpha_i$ and $\alpha_i \cup \alpha_{i+1}$ in the algorithm correspond to different vertices in $\tilde{\mathcal{T}}$ for $0 \leq i \leq n - 1$.

Proof of Lemma 7.1 In this proof we regard Heegaard diagrams as the 2-spheres S with four disks obtained by cutting ∂H open along u'_1 and u_2 . The union $v_1 \cup v_2$ or $v'_1 \cup v'_2$ splits into families of parallel edges. The key to the proof is a symmetry for any genus-2 normalized Heegaard diagram: the pairs of families of parallel edges labeled e or f in Figure 1 have the same numbers of elements.

First we consider a wave approaching a meridian of $\text{Cl}(S^3 - H)$ that produces a normalized Heegaard diagram, and show that the number of parallel edges joining u'_1 and u_2 does not increase under such a wave transformation. Each edge of the new meridian is an edge of the old meridian, except an edge \hat{w} that contains the wave. Thus the number of parallel edges does not increase, except the number of edges parallel to \hat{w} . For the pairs of families containing an equal number of edges, one of the families is not parallel to \hat{w} , so its number does not increase. By the symmetry condition, neither does the other. Consequently the number of parallel edges joining u'_1 and u_2 does not increase.

Next we consider a u_1 -wave w_1 that produces u'_1 , and show that D'' has no edge of $v'_1 \cup v'_2$ that joins u'_1 and u_2 and is disjoint from u_1 . Since u'_1 is obtained from u_1 by a wave transformation along w_1 , u_1 and w_1 can be moved slightly so that both are disjoint from $u'_1 \cup u_2$, so lie on S as a loop and an arc respectively. Each component obtained from S by cutting open along u_1 contains exactly two disks, one corresponding to u'_1 and the other to u_2 . Let F be the component that contains w_1 . The u_1 -wave w_1 separates two disks in F and is disjoint from $v_1 \cup v_2$, so F contains no edge of $v_1 \cup v_2$ joining u'_1 and u_2 . By the symmetry condition, $\text{Cl}(S - F)$ also

contains no edge of $v_1 \cup v_2$ joining u'_1 and u_2 . Thus D' has no edge of $v_1 \cup v_2$ that joins u'_1 and u_2 and disjoint from u_1 . Since D'' is obtained from D' by wave transformations along waves approaching meridians of $\text{Cl}(S^3 - H)$, D'' also has no edge of $v'_1 \cup v'_2$ that joins u'_1 and u_2 and is disjoint from u_1 .

Finally we suppose that D'' has a u'_1 -wave or u_2 -wave, say a u'_1 -wave w'_1 , which produces u_1 , and obtain a contradiction. By moving edges of $v'_1 \cup v'_2$ if necessary, we may assume that $u_1 \cap (v'_1 \cup v'_2)$ has no isotopically removable points. We can move w'_1 by isotopy so that it is disjoint from u_1 and still disjoint from $v'_1 \cup v'_2$. Let F' be the component obtained from S by cutting open along u_1 that contains w'_1 , and let D'_1 and D_2 be disks in F' corresponding to u'_1, u_2 respectively. Then $w'_1 \cap (D'_1 \cup D_2) = w'_1 \cap \partial D'_1 = \partial w'_1$, and $\partial F'$ and D_2 are contained in different components of $F' - (D'_1 \cup w'_1)$. Let F'' be the closure of the component of $F' - (D'_1 \cup w'_1)$ that contains D_2 . Now $\partial F''$ consists of w'_1 and a subarc α of $\partial D'_1$. Since F'' (and also F') contains no edge of $v'_1 \cup v'_2$ joining α and ∂D_2 , and w'_1 is disjoint from $v'_1 \cup v'_2$, F'' contains no edge of $v'_1 \cup v'_2$. This implies that u_2 is disjoint from $v'_1 \cup v'_2$. Consequently $u'_1 \cup u_2 \cup v'_1 \cup v'_2$ is not connected, ie D'' is not connected. Any nonconnected genus-2 normalized Heegaard diagram for S^3 is standard, so each meridian intersects another one at one point. Hence D'' is neither connected nor standard. This contradicts the fact that D'' is a Heegaard diagram for S^3 . \square

Lemma 7.2 *Suppose that $\{u_1, u_2\}$ is primitive and D is connected. Then D has a v_1 -wave or v_2 -wave.*

This lemma implies that α_i in the algorithm is not primitive for $0 \leq i \leq n - 1$.

Proof of Lemma 7.2 Let D_1 and D_2 be disks in $\text{Cl}(S^3 - H)$ bounded by v_1 and v_2 respectively. Since $\{u_1, u_2\}$ is primitive, there exists a 2-sphere that intersects H in a disk and splits u_1 from u_2 . Let S be such a 2-sphere that has a minimal intersection number $|S \cap (D_1 \cup D_2)|$. Now $D_1 \cup D_2$ is not disjoint from S , since otherwise $D = (\partial H; \{u_1, u_2\}, \{v_1, v_2\})$ would be nonconnected. Consider an outermost disk in S . Its boundary consists two arcs w and w' that are a part of $S \cap \partial H$ and a part of $S \cap (D_1 \cup D_2)$ respectively. Then w is a v_1 -wave or v_2 -wave. \square

Proof of Theorem 6.2 Let $\tilde{\mathcal{T}}_0$ be the primitive subtree, that is the subcomplex of $\tilde{\mathcal{T}}$ spanned by the vertices that are primitive pairs and primitive triple. Since $D_n = (\partial H; \alpha_n, v)$ is standard, $\tilde{\mu}_0$ is primitive and $\tilde{\mu}_n, \tilde{\mu}_n \cup \tilde{\mu}_{n-1}, \tilde{\mu}_{n-1}, \dots, \tilde{\mu}_0$ is a path in $\tilde{\mathcal{T}}$ from $\tilde{\mu}_n$ to $\tilde{\mathcal{T}}_0$. Lemma 7.1 and Lemma 7.2 show that the path is the unique shortest path in $\tilde{\mathcal{T}}$ from $\tilde{\mu}_n$ to $\tilde{\mathcal{T}}_0$. The action of \mathcal{G} leaves $\tilde{\mathcal{T}}_0$ invariant, hence preserve the shortest path. Consequently the path $\mu_n, \mu_n \cup \mu_{n-1}, \mu_{n-1}, \dots, \mu_0$ is the unique shortest path from μ_n to μ_0 , so $\theta_0, \mu_0, \mu_0 \cup \mu_1, \mu_1, \dots, \mu_n, \mu_n \cup \{\tau\}$ is the principal path of τ . \square

8 Example

In [7, Section 10], Goda and Hayashi called attention to the tunnels γ_1 and γ_2 of the twisted torus knot $T(5, 7, 2)$, illustrated in Figure 6. A preliminary version [6] of their paper had a gap: They had asserted that the tunnel γ_1 is a $(1, 1)$ -tunnel and γ_2 is a non- $(1, 1)$ -tunnel because of [10, (1.3) Proposition]. According to that Proposition, when a tunnel is represented by a tunnel arc, the tunnel is $(1, 1)$ if and only if one of the associated knots (an associated knot means a knot consisting of the tunnel arc and one of the two arcs into which the endpoints of the tunnel arc cut the knot) is trivial. In fact, when a tunnel is represented as an arc attached to a knot, the tunnel is $(1, 1)$ if and only if the arc can be slid along the knot, with the endpoints possibly passing through each other on the knot, until one of the two associated knots is trivial. Since one of the associated knots of γ_1 is trivial, it does follow that γ_1 is $(1, 1)$. For γ_2 , neither associated knot is trivial, but there remains the possibility that γ_2 could be slid along the knot to make one of the associated knots trivial. In this section, we apply the algorithm to these tunnels and confirm that γ_1 is $(1, 1)$ but γ_2 is not. This is the first example, other than torus knots, of a knot having both a $(1, 1)$ -tunnel and a non- $(1, 1)$ -tunnel.

By Remark 2.9, we can determine whether or not a given tunnel is $(1, 1)$ by computing its depth, and by Proposition 2.10, the depth can be computed from the binary invariants s_2, s_3, \dots, s_n . For this reason, in the application of the algorithm below, we will omit the calculation of the rational invariants, part (i-4) in each Step i for $i \geq 1$, and in the Section 6.

Let K be the twisted torus knot $T(5, 7, 2)$ and let γ_1, γ_2 be the tunnels illustrated in Figure 6. Below we will apply the algorithm presented in Section 6 to γ_1 and γ_2 .

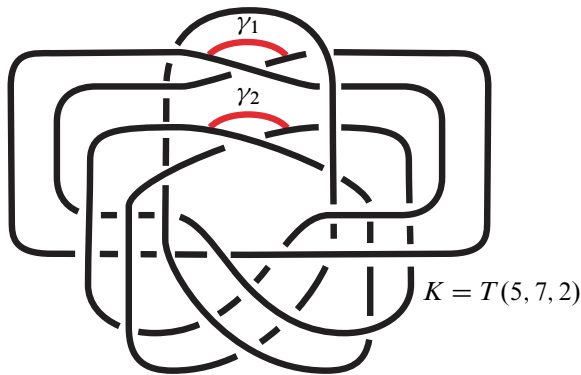


Figure 6: The example of Goda and Hayashi,

8.1 The tunnel γ_1

A regular neighborhood $N(K \cup \gamma_1)$ of $K \cup \gamma_1$ is an unknotted genus-2 handlebody, so it can be moved to the standard genus-2 handlebody H in S^3 by isotopy as illustrated in Figure 7. Let u_1 be the meridian of H that corresponds to γ_1 and m_1 a meridian of H

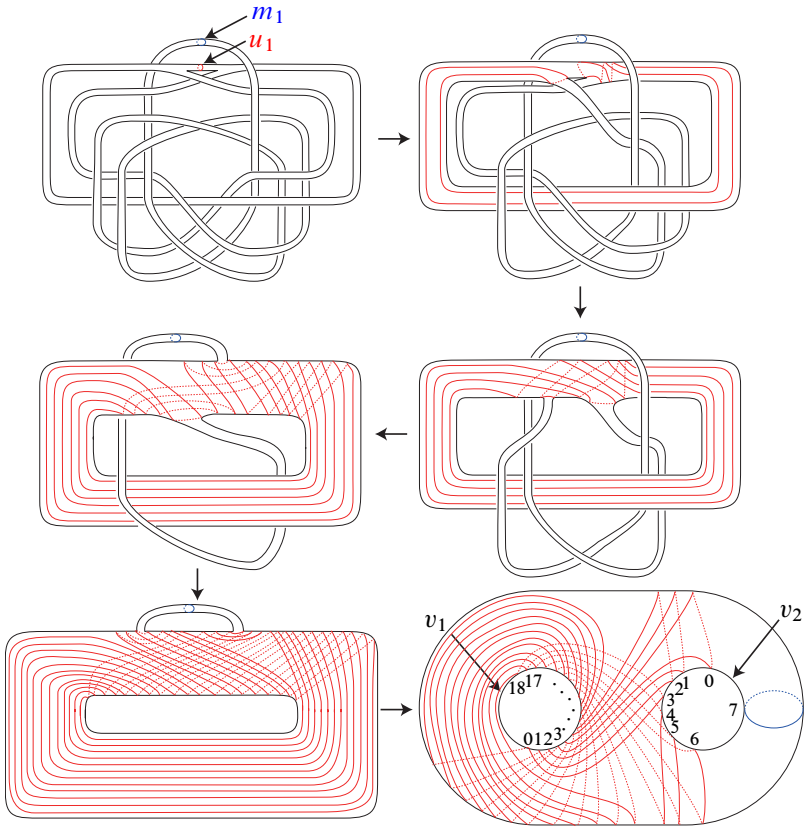


Figure 7: The tunnel γ_1

that corresponds to the meridian of K ; see Figure 7. Cutting ∂H open along meridians v_1 and v_2 of $Cl(S^3 - H)$, we obtain a Heegaard diagram $D_{-1} = (\partial H; \alpha_{-1}, v)$ for S^3 as illustrated in the left-hand side of Figure 8, where $\alpha_{-1} = \{u_1, m_1\}$ and $v = \{v_1, v_2\}$. Now we apply the algorithm to γ_1 by using D_{-1} .

Step 0

(0-1) D_{-1} is connected, so we go to (0-2).

(0-2) D_{-1} has no v -wave, so we go to (0-3).

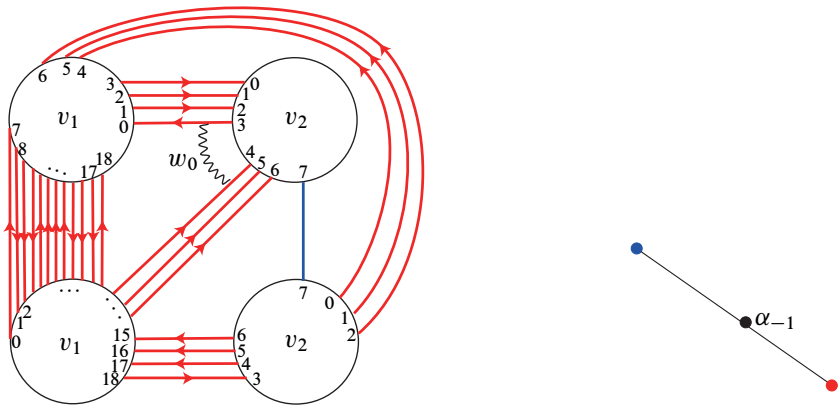


Figure 8: $D_{-1} = (\partial H; \alpha_{-1}, \nu)$

(0-3) D_{-1} has no m_1 -wave, so we go to (0-4).

(0-4) Then D_{-1} has a u_1 -wave w_0 as illustrated in Figure 8. A Heegaard diagram $D_0 = (\partial H; \alpha_0, \nu)$ obtained by performing the wave transformation along w_0 is illustrated in Figure 9, and we go to Step 1 below.

Step 1

(1-1) D_0 is connected, so we go to (1-2).

(1-2) D_0 has no ν -wave, so we go to (1-3).

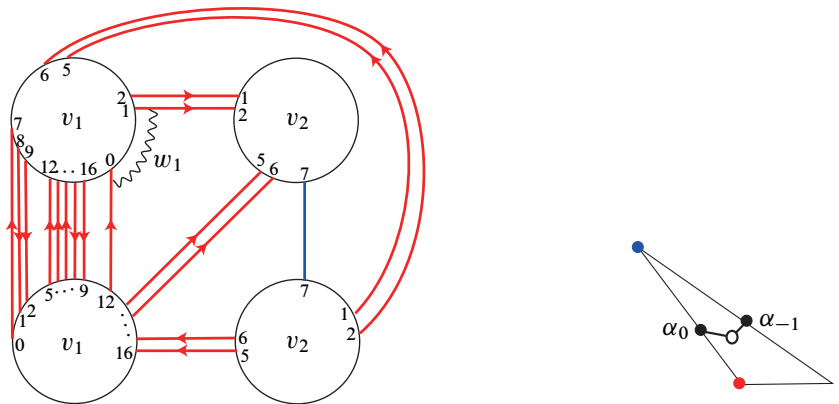


Figure 9: $D_0 = (\partial H; \alpha_0, \nu)$

- (1-3) Then D_0 has a α_0 -wave w_1 as illustrated in Figure 9. A Heegaard diagram $D_1 = (\partial H; \alpha_1, v)$ obtained by performing the wave transformation along w_1 is illustrated in Figure 10, and we go to Step 2 below.

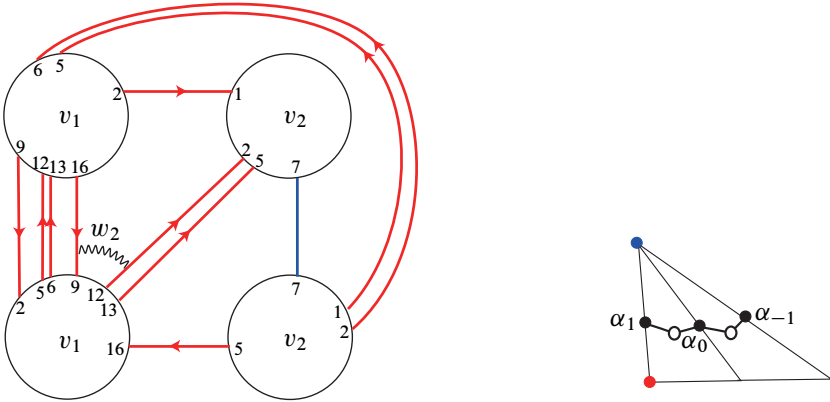


Figure 10: $D_1 = (\partial H; \alpha_1, v)$

Step 2

- (2-1) D_1 is connected, so we go to (2-2).
- (2-2) D_1 has no v -wave, so we go to (2-3).
- (2-3) Then D_1 has a α_1 -wave w_2 as illustrated in Figure 10. A Heegaard diagram $D_2 = (\partial H; \alpha_2, v)$ obtained by performing the wave transformation along w_2 is illustrated in Figure 11, and we go to (2-5).
- (2-5) Put $t_0 = 0$ because the unique meridian $\alpha_0 \cap \alpha_1$ equals the unique meridian $\alpha_1 \cap \alpha_2$. Then go to Step 3 below.

Step 3

- (3-1) D_2 is connected, so we go to (3-2).
- (3-2) D_2 has no v -wave, so we go to (3-3).
- (3-3) Then D_2 has a α_2 -wave w_3 as illustrated in Figure 11. A Heegaard diagram $D_3 = (\partial H; \alpha_3, v)$ obtained by performing the wave transformation along w_3 is illustrated in Figure 12, and we go to (3-5).
- (3-5) Put $t_0 = 0$ because the unique meridian $\alpha_1 \cap \alpha_2$ equals the unique meridian $\alpha_2 \cap \alpha_3$. Then go to Step 4 below.

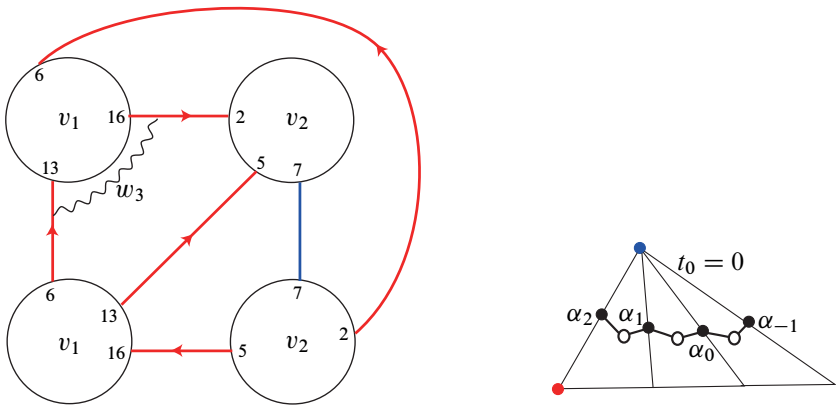


Figure 11: $D_2 = (\partial H; \alpha_2, v)$

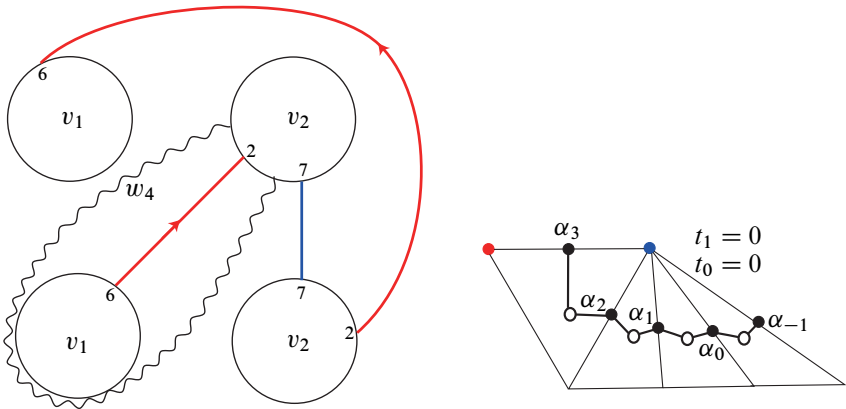


Figure 12: $D_3 = (\partial H; \alpha_3, v)$

Step 4

(4-1) D_3 is connected, so we go to (4-2).

(4-2) D_3 has a v -wave w_4 as illustrated in Figure 12. A Heegaard diagram $D'_3 = (\partial H; \alpha_3, v')$ obtained by performing the wave transformation is illustrated in Figure 13. We go back to (4-1) after replacing v with a new one.

(4-1) D'_3 is the standard diagram, so we finish the algorithm.

We have found that the binary invariants of the tunnel γ_1 are $(s_2, s_3) = (t_1, t_0) = (0, 0)$. By Proposition 2.10, $\text{depth}(\gamma_1) = 1$, so the tunnel γ_1 is a $(1, 1)$ -tunnel from Remark 2.9.

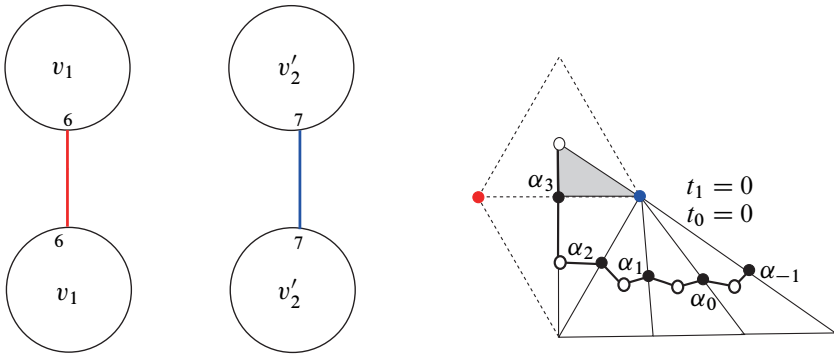


Figure 13: $D'_3 = (\partial H; \alpha_3, v')$

8.2 The tunnel γ_2

A regular neighborhood $N(K \cup \gamma_2)$ of $K \cup \gamma_2$ is an unknotted genus-2 handlebody, so it can be moved to the standard genus-2 handlebody H in S^3 by isotopy as illustrated in Figure 14. Let u_2 be the meridian of H that corresponds to γ_2 and m_2 a meridian of H that corresponds to a meridian of K as in Figure 14. Cutting ∂H open along meridians v_1 and v_2 of $\text{Cl}(S^3 - H)$ produces the Heegaard diagram $D_{-1} = (\partial H; \alpha_{-1}, v)$ seen in the left-hand side of Figure 15, where $\alpha_{-1} = \{u_2, m_2\}$ and $v = \{v_1, v_2\}$. Now we apply the algorithm to γ_2 by using D_{-1} .

Step 0

- (0-1) D_{-1} is connected, so we go to (0-2).
- (0-2) D_{-1} has no v -wave, so we go to (0-3).
- (0-3) D_{-1} has no m_2 -wave, so we go to (0-4).
- (0-4) Then D_{-1} has a u_2 -wave w_0 as illustrated in Figure 15. A Heegaard diagram $D_0 = (\partial H; \alpha_0, v)$ obtained by performing the wave transformation along w_0 is illustrated in Figure 16, and we go to Step 1 below.

Step 1

- (1-1) D_0 is connected, so we go to (1-2).
- (1-2) D_0 has no v -wave, so we go to (1-3).
- (1-3) Then D_0 has a α_0 -wave w_1 as illustrated in Figure 16. A Heegaard diagram $D_1 = (\partial H; \alpha_1, v)$ obtained by performing the wave transformation along w_1 is illustrated in Figure 17, and we go to Step 2 below.

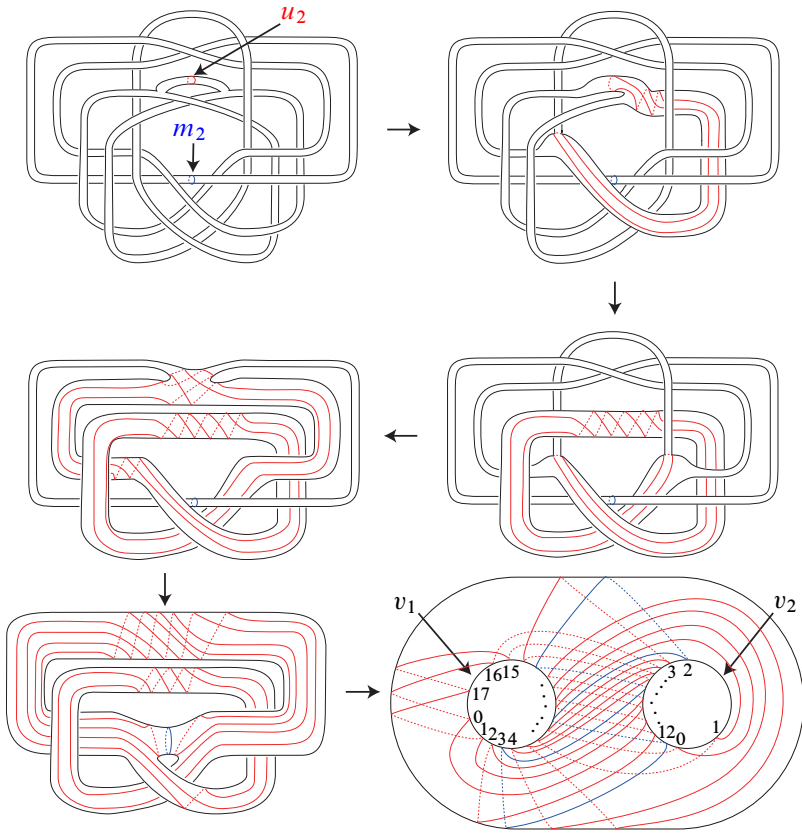


Figure 14: The tunnel γ_2

Step 2

- (2-1) D_1 is connected, so we go to (2-2).
- (2-2) D_1 has no v -wave, so we go to (2-3).
- (2-3) Then D_1 has a α_1 -wave w_2 as illustrated in Figure 17. A Heegaard diagram $D_2 = (\partial H; \alpha_2, v)$ obtained by performing the wave transformation along w_2 is illustrated in Figure 18, and we go to (2-5).
- (2-5) Put $t_0 = 1$ because the unique meridian $\alpha_0 \cap \alpha_1$ does not equal the unique meridian $\alpha_1 \cap \alpha_2$. Then go to Step 3 below.

Step 3

- (3-1) D_2 is the standard diagram and so we finish the algorithm.

We have found that the binary invariant of the tunnel γ_2 is $s_2 = t_0 = 1$. By Proposition 2.10, $\text{depth}(\gamma_2) = 2$, so γ_2 is a non-(1, 1)-tunnel from Remark 2.9.

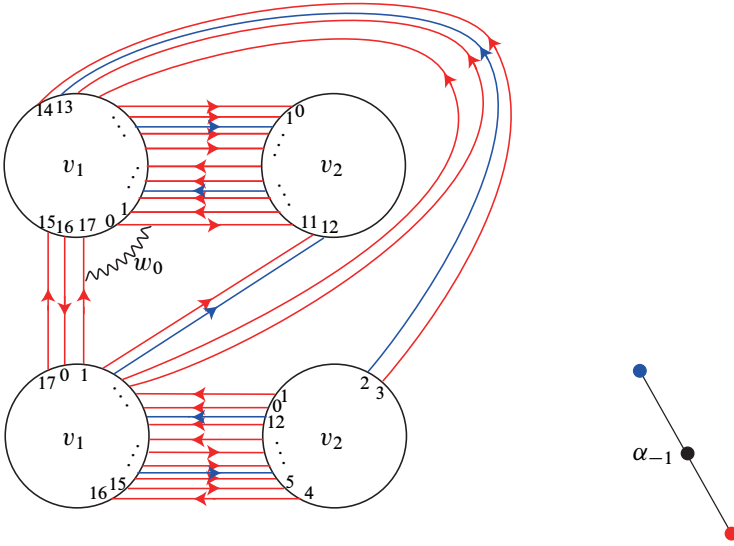


Figure 15: $D_{-1} = (\partial H; \alpha_{-1}, v)$

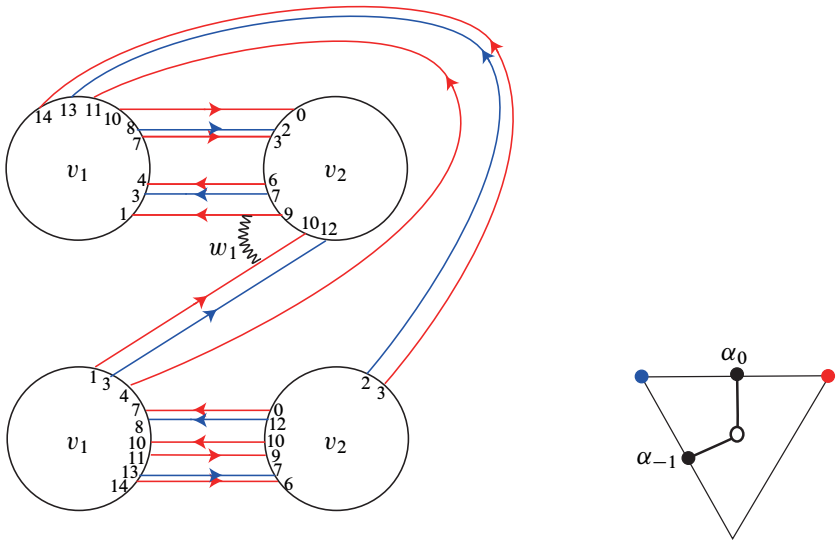


Figure 16: $D_0 = (\partial H; \alpha_0, v)$

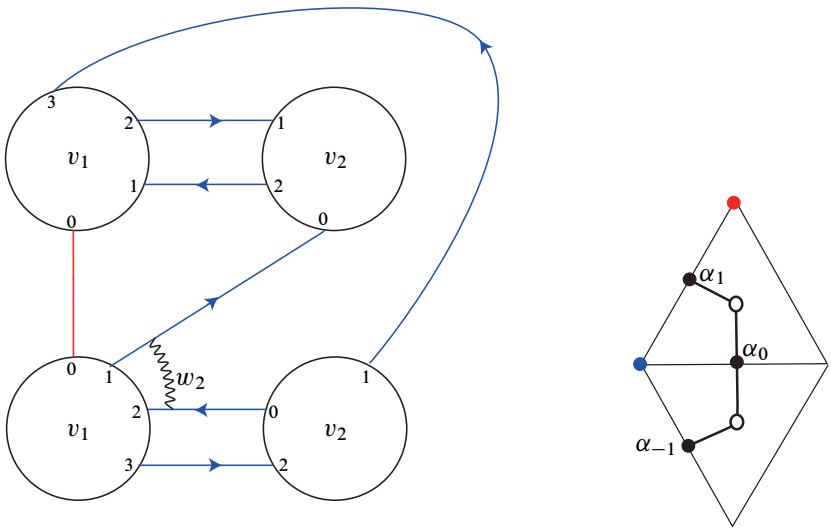


Figure 17: $D_1 = (\partial H; \alpha_1, v)$

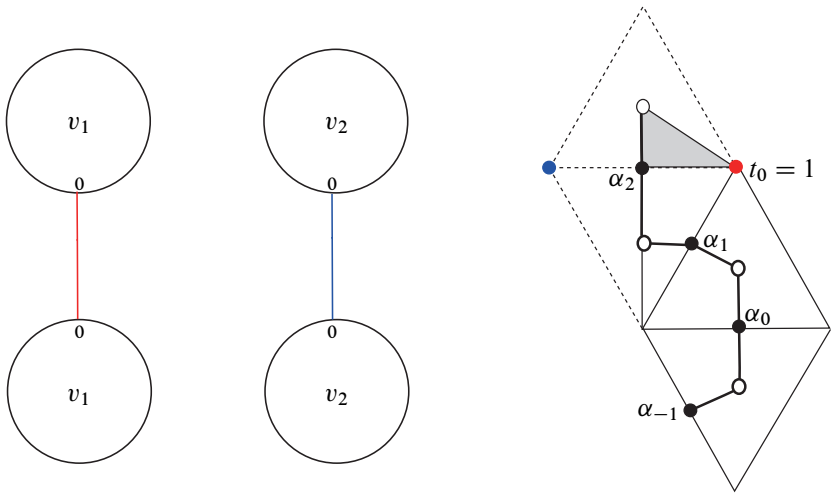


Figure 18: $D_2 = (\partial H; \alpha_2, v)$

References

- [1] **J Berge**, *Embedding the exteriors of one-tunnel knots and links in the 3–sphere*, unpublished manuscript
- [2] **S Cho, D McCullough**, *Cabling sequences of tunnels of torus knots*, *Algebr. Geom. Topol.* 9 (2009) 1–20 [MR2471129](#)
- [3] **S Cho, D McCullough**, *The tree of knot tunnels*, *Geom. Topol.* 13 (2009) 769–815 [MR2469530](#)
- [4] **S Cho, D McCullough**, *Tunnel leveling, depth, and bridge numbers*, *Trans. Amer. Math. Soc.* 363 (2011) 259–280 [MR2719681](#)
- [5] **A T Fomenko, S V Matveev**, *Algorithmic and computer methods for three-manifolds*, *Math. and its Appl.* 425, Kluwer, Dordrecht (1997) [MR1486574](#) Translated from the 1991 Russian original by M Tsaplina and M Hazewinkel and revised by the authors, With a preface by Hazewinkel
- [6] **H Goda, C Hayashi**, *Genus two Heegaard splittings of exteriors of 1–genus 1–bridge knots*, preliminary version
- [7] **H Goda, C Hayashi**, *Genus two Heegaard splittings of exteriors of 1–genus 1–bridge knots* [arXiv:1009.2134](#)
- [8] **C M Gordon, J Luecke**, *Knots are determined by their complements*, *Bull. Amer. Math. Soc. (N.S.)* 20 (1989) 83–87 [MR972070](#)
- [9] **T Homma, M Ochiai, M-o Takahashi**, *An algorithm for recognizing S^3 in 3–manifolds with Heegaard splittings of genus two*, *Osaka J. Math.* 17 (1980) 625–648 [MR591141](#)
- [10] **K Morimoto, M Sakuma**, *On unknotting tunnels for knots*, *Math. Ann.* 289 (1991) 143–167 [MR1087243](#)
- [11] **M Ochiai**, *Heegaard diagrams and Whitehead graphs*, *Math. Sem. Notes Kobe Univ.* 7 (1979) 573–591 [MR567245](#)
- [12] **M Scharlemann, A Thompson**, *Unknotting tunnels and Seifert surfaces*, *Proc. London Math. Soc.* (3) 87 (2003) 523–544 [MR1990938](#)

Department of Mathematics, Imperial College London
London, SW7 2AZ, UK

k.ishihara@imperial.ac.uk

Received: 17 November 2009 Revised: 17 May 2011