

*Communications in
Applied
Mathematics and
Computational
Science*

**ADAPTIVELY WEIGHTED LEAST SQUARES
FINITE ELEMENT METHODS FOR
PARTIAL DIFFERENTIAL EQUATIONS WITH
SINGULARITIES**

**BRIAN HAYHURST, MASON KELLER, CHRIS RAI,
XIDIAN SUN AND CHAD R. WESTPHAL**

vol. 13 no. 1 2018

ADAPTIVELY WEIGHTED LEAST SQUARES FINITE ELEMENT METHODS FOR PARTIAL DIFFERENTIAL EQUATIONS WITH SINGULARITIES

BRIAN HAYHURST, MASON KELLER, CHRIS RAI,
XIDIAN SUN AND CHAD R. WESTPHAL

The overall effectiveness of finite element methods may be limited by solutions that lack smoothness on a relatively small subset of the domain. In particular, standard least squares finite element methods applied to problems with singular solutions may exhibit slow convergence or, in some cases, may fail to converge. By enhancing the norm used in the least squares functional with weight functions chosen according to a coarse-scale approximation, it is possible to recover near-optimal convergence rates without relying on exotic finite element spaces or specialized meshing strategies. In this paper we describe an adaptive algorithm where appropriate weight functions are generated from a coarse-scale approximate solution. Several numerical tests, both linear and nonlinear, illustrate the robustness of the adaptively weighted approach compared with the analogous standard L^2 least squares finite element approach.

1. Introduction

In this paper we consider partial differential equations that exhibit singular behavior at isolated locations in the domain. It is well known that problems with smooth data may fail to provide smooth solutions as a consequence of either the domain or the operator. To illustrate the main ideas, consider

$$\begin{cases} \mathcal{H}(u) = f & \text{in } \Omega, \\ u = g & \text{on } \partial\Omega, \end{cases} \quad (1)$$

where \mathcal{H} is a second-order differential operator. If $f \in L^2(\Omega)$ and $g \in H^{3/2}(\Omega)$ is sufficient to guarantee that $u \in H^2(\Omega)$, then we consider the problem to have full regularity. We consider problems without this property to have a low regularity, or (potentially) nonsmooth solutions. For example, Poisson's equation is known to have full regularity when Ω is convex, but can have nonsmooth solutions when

This work was supported by the National Science Foundation under grant DMS-1216297.

MSC2010: primary 65N30; secondary 65N12, 35J20, 76D05.

Keywords: adaptive finite element methods, weighted norm minimization, singularities.

$\partial\Omega$ has corners (or edges) with interior angle greater than π [20]. This lack of smoothness is localized, however. In any subdomain excluding a neighborhood of each corner point, the solution remains smooth. Other elliptic problems have similar behavior as a consequence of the domain; see, e.g., [24; 25]. The operator \mathcal{K} can also induce a loss of smoothness when coefficients are either singular (i.e., $\rightarrow \infty$) or degenerate (i.e., $\rightarrow 0$) at distinct points in Ω [5].

Invariably, numerical methods tend to suffer as a consequence of a loss of regularity. Finite element convergence rates can be reduced, or in some cases, the method can fail to converge to the solution of the problem. Moreover, in many situations, the loss of optimal rates of convergence is effective globally, even though the nonsmooth behavior of the solution is localized. This global effect from a local component is known as *the pollution effect*.

A wide range of computational approaches has been developed to handle the difficulties induced by such singularities and encompass nearly all aspects of the overall numerical framework. In the finite element context, problems where singularities cause slow convergence can often be effectively treated with graded meshes or an adaptive mesh refinement strategy [30; 17; 1; 12]. In more extreme cases, where standard formulations would not yield discretization convergence, specialized finite element spaces can be employed to better match the low regularity inherent in the problem, for example, using Nédélec or Raviart–Thomas elements as in [7; 10].

In cases where the operator kernels are known analytically, an enhanced finite element basis can be constructed to capture singular solutions better than with standard polynomial bases [4; 3; 2; 35; 32]. Further, there are a number of paradigms that are designed around a weak variational formulation that seek solutions in lower-order Sobolev spaces rather than more traditional approaches. In the context of discontinuous Galerkin (DG) and discontinuous Petrov–Galerkin (DPG) [18] methods, for example, continuity requirements in the trial and test spaces are relaxed and additional degrees of freedom on the element boundaries lead to additional jump conditions in the variational problem. Additionally, in the least squares finite element context, for example, dual space norms induced by the operator adjoint can replace standard L^2 norms to relax regularity requirements [9; 14]. The methodology we propose here has parallels to each of these ideas.

In this work we introduce an adaptively weighted least squares finite element approach for problems with singularities. By generalizing the standard least squares functional with weighted norms, we may essentially redistribute the strength by which the variational problem is enforced across the domain. The use of weighted norms and weighted inner products is, of course, not a new idea. Using weighted norms to generalize L^2 residual minimization problems allows for robust treatment of problems with boundary singularities in weighted $H^1(\Omega)$ or $H(\text{div})$ norms [27; 28; 15]. Though this approach is effective, it requires the explicit construction of

a weight function localized to each singular point in the domain. Here we use a sequence of coarse-scale approximations to generate a customized weighted norm in which to minimize the error. This adaptive approach can reproduce the effectiveness of the weighted norm least squares approach, but with the advantage of not requiring the a priori knowledge of either the power or location of any singularity. By analogy, this is similar to the advantage of adaptive mesh refinement in allowing approximate solutions to guide the construction of an optimal mesh. In [34], this adaptive approach is used in a weighted Galerkin formulation for problems with boundary layers.

The organization of this paper is as follows. In the next section, we formally introduce the idea of a weighted least squares finite element method. In Section 3 we provide details of an adaptive framework for choosing effective weight functions from a sequence of coarse-scale approximations. In Section 4 we provide several numerical examples that illustrate the robustness of the method.

2. Notation and background

Throughout this paper, Ω and $\partial\Omega$ represent the domain and boundary of the PDE, which has a nonsmooth solution at distinct locations in $\bar{\Omega}$. We use standard notation for the $L^2(\Omega)^d$ norm $\|\cdot\|$ and inner product $\langle \cdot, \cdot \rangle$ and use $\|\cdot\|_D$ to denote the L^2 norm on subdomain $D \subseteq \Omega$.

We consider the least squares finite element approach to problems of the form in (1). Let $LU = F$ be a linear, first-order reformulation of (1). For nonlinear problems, L represents a linearization about a current approximation and the solution procedure would involve a sequence of such linearized problems. In either case, we thus require finding a finite element approximation to U in the function space \mathcal{V} . The standard L^2 least squares method here is to define the least squares functional

$$\mathcal{F}(U; F) = \|LU - F\|^2 \quad (2)$$

and minimize over \mathcal{V} : find $U \in \mathcal{V}$ such that $\mathcal{F}(U; f) \leq \mathcal{F}(V; f)$ for all $V \in \mathcal{V}$. This minimization problem is equivalent to the variational problem: find $U \in \mathcal{V}$ such that

$$\langle LU, LV \rangle = \langle F, LV \rangle \quad \text{for all } V \in \mathcal{V}.$$

In general, we assume a least squares finite element formulation that is well posed and robust for smooth problems. In many cases these formulations contain additional consistent constraints. The weighting procedure here is designed to extend such a formulation to recover optimal (or nearly optimal) behavior in the presence of nonsmooth solutions.

For the general weighted least squares method, let $w : \bar{\Omega} \rightarrow [0, 1]$ denote a weight function (possibly different for each equation), and define the weighted least

squares functional

$$\mathcal{F}_w(U; F) = \|w(LU - F)\|^2. \quad (3)$$

Similar to the standard approach, minimizing \mathcal{F}_w over $U \in \mathcal{V}$ is equivalent to finding $U \in \mathcal{V}$ such that

$$\langle wLU, wLV \rangle = \langle wF, wLV \rangle \quad \text{for all } V \in \mathcal{V}.$$

The weighted least squares approach has been used effectively for problems with singular behavior, essentially seeking to recover optimal finite element convergence rates away from the singular points and rates similar to the interpolant near singularities. In [27; 28; 15] the weighted least squares approach is developed using weight functions based on the asymptotic behavior of the solutions near singularities. In [5] a similar approach is taken for a problem with singular/degenerate coefficients. Adopting this idea in practice has been effective for other applications (e.g., for incompressible fluids [29; 16]) and provides a flexible and straightforward way to modify a least squares finite element method in the presence of singularities. This approach requires a priori knowledge of the location and an estimate of the asymptotic behavior of each point of nonsmoothness to define an appropriate weight function. In the following section, we develop a general adaptive approach that does not require this a priori information, but rather builds an optimal composite weight function based on a coarse-scale approximate solution that requires no explicit user input.

3. The adaptively weighted least squares approach

Let Ω^h represent a triangulation of the domain and \mathcal{V}^h an associated finite element space in which we will approximate the solution. Given a weight function w , the discrete solution U^h is the unique minimizer of $\mathcal{F}_w(U^h; F)$ over \mathcal{V}^h : find $U^h \in \mathcal{V}^h$ such that

$$\mathcal{F}_w(U^h; F) \leq \mathcal{F}_w(V^h; F) \quad \text{for all } V^h \in \mathcal{V}^h. \quad (4)$$

The adaptive approach is based on defining w from a current approximation to the exact solution. For this, we define an elementwise measure of the approximation gradient

$$\mathcal{G}(\tau) = \frac{1}{\mu(\tau)} \|\nabla U^h\|_\tau, \quad (5)$$

where $\mathcal{G}_i = \mathcal{G}(\tau_i)$ is the value on τ_i , the i -th element of Ω^h . In cases where the elements are of vastly different scales, we take $\mu(\tau) = h_\tau^2$ as a measure of the area of the element, making $\mathcal{G}(\tau)$ a measure of error density. With quasiuniform meshes, $\mu(\tau) = 1$ can be used. We now define \mathcal{G} as a piecewise constant function on Ω^h .

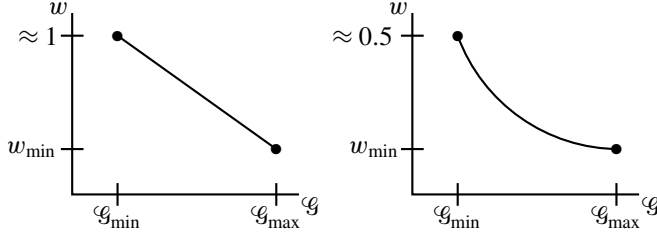


Figure 1. Two shape function options for constructing the weight function. The affine model (left) reflects (6), and the inverse model (right) illustrates (7).

The maximum and minimum values of \mathcal{G} are denoted by

$$\mathcal{G}_{\min} = \min_{\tau_i \in \Omega^h} \mathcal{G}_i \quad \text{and} \quad \mathcal{G}_{\max} = \max_{\tau_i \in \Omega^h} \mathcal{G}_i.$$

Locations with large/small gradients imply that the weight function should be chosen small/large (see, e.g., [27; 28; 15]). By redefining the metric under which the error is minimized in this way, the variational problem is weakened in regions where the solution is most difficult to approximate.

We give two options for constructing w as a piecewise constant function from \mathcal{G} :

$$w_i = \frac{\mathcal{G}_{\max} - \mathcal{G}_i}{\mathcal{G}_{\max} - \mathcal{G}_{\min}} + \frac{\mathcal{G}_{\min}}{\mathcal{G}_{\max}}. \quad (6)$$

or

$$w_i = \frac{c}{\mathcal{G}_i + c}, \quad \text{where } c = \frac{\mathcal{G}_{\min} \mathcal{G}_{\max}}{\mathcal{G}_{\max} - \mathcal{G}_{\min}}. \quad (7)$$

In each (6) and (7), $w_i \leq 1$ and $w_i = w_{\min} = \mathcal{G}_{\min}/\mathcal{G}_{\max}$ when $\mathcal{G}_i = \mathcal{G}_{\max}$. Figure 1 illustrates the shape function for each case (affine and inverse) and suggests a range of other empirical options.

In an iterative framework, the basic adaptively weighted least squares method is described in Algorithm 1.

Start: initially set $w = 1$ uniformly; choose initial mesh Ω^h

Solve: obtain initial solution U_{old}^h by solving (4)

while (overall accuracy < goal) {

Refine mesh: (optional) uniformly or adaptively

while (nonlinear error estimate > tolerance) {

Relinearize: about U_{old}^h (for nonlinear problems)

Construct weight: use U_{old}^h to define G_i from (5) and w_i from (6) or (7)

Resolve: using w , find U^h by solving (4); set $U_{\text{old}}^h \leftarrow U^h$

 }

}

Algorithm 1. Adaptively weighted least squares framework.

The framework here is quite flexible and may be thought of analogously to the idea of adaptive mesh refinement, where a sequence of increasingly accurate approximations is found by successively redefining the weight function and resolving a finer-scale and higher-resolution problem. The mesh refinement step allows the weight function to be developed through coarse-scale approximations which are relatively computationally inexpensive. Stopping criteria for the algorithm can be based on a single metric, like the global value of the least squares functional (3) or by the total number of refinement levels desired. For nonlinear problems, an indicator of how well the nonlinear error is resolved can involve a measure of the change between iterates or a comparison between linear and nonlinear functionals. It is also possible to simply take a fixed number of linearization steps on each mesh level, refining the weight function at each opportunity.

In [27; 28; 15], several weighted norm least squares methods are designed around minimizing the approximation error in weighted Sobolev spaces, where the weight functions are chosen according to the asymptotic nature of the solution. For example, in [27], assume $U \sim r^{\alpha-1}$ represents the asymptotic behavior of the solution to $LU = F$ near a boundary singularity, where r is the distance to the singular point and $\alpha \in (0, 1)$ represents the power of the singular solution. A simple calculation indicates that $U \in H^s(\Omega)$ for $s < \alpha \in (0, 1)$. The a priori weight function described in [27] requires choosing $w \sim r^\beta$ such that $wU \in H^2(\Omega)$, which indicates $\beta \gtrsim 2 - \alpha$. With a weight function of this design, it is proved that optimal finite element error convergence in a weighted Sobolev space is expected. This indicates that the pollution effect is eliminated, yielding the same convergence as the L^2 interpolant in a neighborhood of the singular point and optimal convergence in a neighborhood excluding the singularity. For the adaptive approach, we mimic this by choosing the weight construction in (7), where we see that asymptotically

$$w \sim \frac{1}{|\nabla U|} \sim r^{2-\alpha},$$

which matches the a priori construction described in [27]. Analysis of the weighted least squares methods in [27; 28; 15] is done in the context of a hierarchy of Sobolev spaces weighted by powers of r , whereas here we have a set of spaces weighted by an evolving approximate solution.

In the following section we present several numerical tests that illustrate the utility of the adaptively weighted approach described here. The first two examples have a known analytic solution, and the convergence, both near the singularity and away from it, is carefully monitored to show how the adaptive approach improves convergence. The remaining examples provide a variety of other measures to illustrate the effectiveness and flexibility of the adaptive approach.

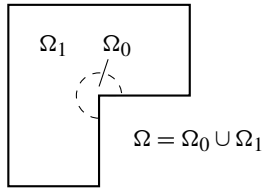


Figure 2. L-shaped domain for Example 1: Ω is partitioned into subdomains Ω_0 and Ω_1 to distinguish global convergence from local convergence near the singular point.

4. Numerical results

In this section we provide several numerical examples to illustrate the effectiveness and robustness of the adaptively weighted least squares approach as described in Algorithm 1. In the first example, we consider a div/curl first-order system induced by the Laplace operator. In this context, regularity dictates that the standard least squares approach using H^1 conforming elements is not applicable for nonconvex domains. Weighted least squares methods can be used to recover optimal convergence in a weighted H^1 norm (see, e.g., [27; 28]), and the results here show that the adaptively weighted approach achieves similar results, but does so with no explicit a priori information provided by the user. The second example applies the adaptively weighted approach to a singularly perturbed elliptic operator that induces a nonsmooth solution at an interior point in the domain. Here, a mixed least squares finite element formulation is examined and the adaptively weighted approach increases slow convergence induced by the loss of smoothness in the solution. In the next example, we consider a div/curl least squares formulation of the incompressible Stokes equations in a nonconvex domain. We show how the adaptively weighted approach ameliorates the pollution effect, yields optimal convergence in the weighted least squares functional norm, and gives asymptotically accurate approximations to the velocity in the neighborhood of a reentrant corner. In addition we show that the adaptively weighted approach improves mass conservation in the example. The next two examples illustrate the algorithm in the framework of a nonlinear problem. In these cases we consider two different formulations of the stationary Navier–Stokes equations applied to standard benchmark problems (the lid-driven cavity and flow over a square obstacle).

All computational results are implemented in FreeFem++ [21].

Example 1 (Poisson on the L-shaped domain). For this example we define $\Omega = \{(x, y) \in (-1, 1)^2 : (x, y) \notin [0, 1) \times (-1, 0]\}$, the L-shaped domain pictured in Figure 2. We also define a partition of the domain to distinguish between a neighborhood of the singular point and the rest of the domain: $\Omega_0 = \{(x, y) \in \Omega : x^2 + y^2 < (0.25)^2\}$ denotes the neighborhood of the origin and $\Omega_1 = \Omega \setminus \Omega_0$ represents the remainder of the domain in which the solution is smooth.

Standard LS ($w = 1$)

N	$\mathcal{F}_w^{1/2}$	$\ p^* - p^h\ _{\Omega_0}$	$\ p^* - p^h\ _{\Omega_1}$	$\ \mathbf{u}^* - \mathbf{u}^h\ _{\Omega_0}$	$\ \mathbf{u}^* - \mathbf{u}^h\ _{\Omega_1}$
1716	1.22	0.0166	0.0454	0.389	0.448
6898	1.21	0.0157	0.0439	0.382	0.439
27742	1.20	0.0152	0.0431	0.377	0.434
rate \approx	0	0	0	0	0

Adaptively weighted LS

N	$\mathcal{F}_w^{1/2}$	$\ p^* - p^h\ _{\Omega_0}$	$\ p^* - p^h\ _{\Omega_1}$	$\ \mathbf{u}^* - \mathbf{u}^h\ _{\Omega_0}$	$\ \mathbf{u}^* - \mathbf{u}^h\ _{\Omega_1}$
1716	0.136	0.00140	0.000595	0.1427	0.0470
6898	0.0755	0.000313	0.000132	0.0855	0.0151
27742	0.0407	0.000104	0.0000412	0.0524	0.00441
rate \approx	0.89	1.58	1.68	0.71	1.78
optimal rate	1	1.6 $\bar{6}$	2	0.6 $\bar{6}$	2

Table 1. Convergence comparison between the standard least squares approximation ($w = 1$) and the adaptively weighted approach. Convergence rate is estimated from results on the two finest levels, and the optimal rate is based on standard interpolation bounds for the exact solution.

We consider numerically approximating a nonsmooth solution to the problem

$$\begin{cases} \Delta p = f & \text{in } \Omega, \\ p = p^* & \text{on } \partial\Omega, \end{cases} \quad (8)$$

where we take $f = 0$, and the boundary data is chosen so that the exact solution corresponds to $p^* = r^{2/3} \sin(2\theta/3)$ and (r, θ) corresponds to a local polar coordinate system centered at the origin. The exact solution here is in the kernel of the Laplacian and represents the nonsmooth component of a typical Poisson problem on a domain with a reentrant corner of interior angle $3\pi/2$.

We introduce the flux variable $\mathbf{u} = \nabla p$ and consider the expanded first-order system

$$\begin{cases} \nabla \cdot \mathbf{u} = f & \text{in } \Omega, \\ \nabla \times \mathbf{u} = 0 & \text{in } \Omega, \\ \mathbf{u} - \nabla p = \mathbf{0} & \text{in } \Omega, \\ \hat{\boldsymbol{\tau}} \cdot \mathbf{u} = \hat{\boldsymbol{\tau}} \cdot \nabla p^* & \text{on } \partial\Omega, \\ p = p^* & \text{on } \partial\Omega, \end{cases} \quad (9)$$

where $\hat{\boldsymbol{\tau}}$ is the counterclockwise unit tangent vector to $\partial\Omega$. The boundary condition on \mathbf{u} is found by differentiating the boundary data on p^* , and though this equation is redundant, including it generally improves the quality of approximations on coarse meshes. In this example, boundary conditions on \mathbf{u} and p are imposed strongly, though there are a range of boundary condition treatments possible in the least




Figure 3. Adaptively generated weight function for domain with $N = 1716$ elements. Larger values are lighter ($w_{\max} = 0.507$); smaller values are darker ($w_{\min} = 0.0281$).

squares context. The associated weighted least squares functional is

$$\mathcal{F}_w(\mathbf{u}, p; f) = \|w(\nabla \cdot \mathbf{u} - f)\|^2 + \|w\nabla \times \mathbf{u}\|^2 + \|w(\mathbf{u} - \nabla p)\|^2, \quad (10)$$

which we minimize over standard continuous P1 elements for each unknown, enforcing boundary conditions on p and \mathbf{u} strongly. We follow Algorithm 1 for the iterative approach, and for this problem (5) takes the form

$$\mathcal{G}(\tau) = (\|\nabla p^h\|_{\tau}^2 + \|\nabla \mathbf{u}^h\|_{\tau}^2)^{1/2}$$

on each element τ_i . The piecewise constant weight function in each step is computed according to (7).

In Table 1 convergence is summarized for the adaptively weighted approach as well as the standard approach (corresponding to $w = 1$). Since the exact solution is known, we report the L^2 error in both p and \mathbf{u} and in both Ω_0 and Ω_1 . In each case, a quasiuniform mesh is used with N total elements, and for the adaptive approach we take three iterations on each mesh and report the values at the third iteration.

A simple calculation reveals that $p^* \in H^{1+s}(\Omega)$ and $\mathbf{u}^* = \nabla p^* \in H^s(\Omega)^2$ for $s < \frac{2}{3}$. Since $\mathbf{u}^* \notin H^1(\Omega)$, convergence is not guaranteed for the standard LS approach, and it fails as expected. The adaptive approach performs better, showing near-optimal convergence rates for the L^2 error for both p and \mathbf{u} in each subdomain. The least squares functional norm, which is essentially a weighted H^1 seminorm, converges at the optimal rate. This shows that we can retain the convenience of using H^1 conforming finite element spaces, even when regularity indicates that the solution is not in $H^1(\Omega)$ locally.

To illustrate the character of the weight function generated by this approach, Figure 3 shows the weight generated on the coarsest mesh for the results in Table 1. Smaller values of w (in darker color) occur near the reentrant corner. For context, the example in Table 1 produces weight with $\|w^h\|_{L^2(\Omega)} \approx 0.876$, which in absolute magnitude does not substantially differ from the scale under uniform weighting, which gives $\|1\|_{L^2(\Omega)} = \sqrt{3} \approx 1.73$ for this example.

In this example the domain had one singular point, but applying the method to a problem with multiple singularities is analogous and straightforward.

Example 2 (a singularly perturbed elliptic problem). For this example we treat a problem with a singularity in the interior of the domain, induced by the operator rather than the geometry of the boundary. Consider the problem

$$\begin{cases} -\nabla \cdot (r^{2\beta} \nabla u) + r^{2\alpha} u = f & \text{in } \Omega, \\ u = 0 & \text{on } \partial\Omega, \end{cases} \quad (11)$$

where $\Omega = (-1, 1)^2$ and r is the coordinate distance from $(0, 0)$. When the coefficients are degenerate (i.e., go to zero) or singular (i.e., blow up) at an interior point, as is possible here, the solution may be nonsmooth in a neighborhood of the origin. In [5], a weighted norm least squares finite element method is developed for (11) where the weight function is chosen by the expected regularity of the problem. For this example, we choose $\beta = 0.5$ and $\alpha = -0.5$, which induces a solution with asymptotic behavior of r^λ for $\lambda \approx 0.618034$. The function f is chosen so that the exact solution is given by

$$u = (1 - x^2)(1 - y^2)r^\lambda,$$

which exhibits the expected nonsmooth behavior at the origin, but satisfies homogeneous Dirichlet boundary conditions. For this example we recall the weighted least squares approach in [5], but apply the adaptive approach in choosing the weight function.

Let $\sigma = -r^{2\beta} \nabla u$, and define the weighted least squares functional

$$\mathcal{F}_w(u, \sigma; f) = \|w(\nabla \cdot \sigma + r^{2\alpha} u - f)\|^2 + \|w(\sigma + r^{2\beta} \nabla u)\|^2.$$

We use a uniform triangulation of Ω and approximate σ in the lowest-order $H(\text{div})$ conforming Raviart–Thomas finite element space, RT0, and use conforming P1 elements for u , with boundary conditions on u enforced strongly. As in Example 1, we define a partition of Ω , where $\Omega_0 = (-0.2, 0.2)^2$ represents a fixed neighborhood of the origin and $\Omega_1 = \Omega \setminus \Omega_0$ is the remainder of the domain.

We follow Algorithm 1 for the iterative approach and use

$$\mathcal{G}(\tau) = (\|\nabla u\|_\tau^2 + \|\nabla \sigma\|_\tau^2)^{1/2}$$

as the elementwise gradient measure and use (7) for the construction of w from \mathcal{G} . Table 2 summarizes numerical results on four nested mesh levels. The standard least squares approach shows results typical of a problem with reduced regularity. Even though the functional norm decreases at approximately $\mathcal{O}(h)$, the L^2 error of u shows slow convergence, even in the subdomain away from the origin. The adaptively weighted approach yields similarly slowly decreasing errors near the origin, but faster convergence in the rest of the domain.

N	Standard LS ($w = 1$)			Adaptively weighted LS		
	$\mathcal{F}^{1/2}$	$\ u - u^h\ _{\Omega_0}$	$\ u - u^h\ _{\Omega_1}$	$\mathcal{F}_w^{1/2}$	$\ u - u^h\ _{\Omega_0}$	$\ u - u^h\ _{\Omega_1}$
512	0.591	0.0154	0.0133	0.591	0.0154	0.0133
2048	0.299	0.00817	0.00270	0.0707	0.00668	0.00704
8192	0.150	0.00406	0.00151	0.0336	0.00314	0.00175
32768	0.0756	0.00222	0.000874	0.0148	0.00183	0.000512
rate \approx	0.99	0.87	0.79	1.18	0.78	1.77

Table 2. Numerical results for Example 2. Convergence rates are computed relative to the two finest mesh levels.

For the formulation used for this problem, it's important to recognize the challenge here is somewhat different from the previous example. In Example 1, the flux variable fails to be in $H^1(\Omega)$ in a neighborhood of the corner point, but we still use a finite element subspace of H^1 for its approximation. Thus, the standard approach cannot be expected to converge. Here we have $u \in H^1(\Omega)$ and $\sigma \in H(\text{div}) = \{v \in L^2(\Omega)^2 : \nabla \cdot v \in L^2(\Omega)\}$, which is consistent with the approximating spaces, though not smooth enough to achieve optimal L^2 rates. The standard approach converges, albeit slowly, and the adaptively weighted approach serves to weaken the problem enough near the origin to enhance the convergence away from the origin, i.e., mitigating the pollution effect.

Example 3 (Stokes flow). For this example we consider steady incompressible flow in $\Omega \subset \mathbb{R}^2$ modeled by Stokes' equations

$$\begin{cases} -\Delta \mathbf{u} + \nabla p = 0 & \text{in } \Omega, \\ \nabla \cdot \mathbf{u} = 0 & \text{in } \Omega, \\ \mathbf{u} = \mathbf{g} & \text{on } \partial\Omega, \end{cases} \quad (12)$$

where $\mathbf{u} = (u_1, u_2)$ represents fluid velocity, p is the pressure, and \mathbf{g} gives the velocity on the boundary $\partial\Omega$. Figure 4 describes the domain and boundary conditions for this example. By introducing the velocity gradient $\mathbf{U} = \nabla \mathbf{u}$, system (12) can be reformulated to the first-order system

$$\begin{cases} -\nabla \cdot \mathbf{U} + \nabla p = \mathbf{0} & \text{in } \Omega, \\ \nabla \times \mathbf{U} = \mathbf{0} & \text{in } \Omega, \\ \mathbf{U} - \nabla \mathbf{u} = \mathbf{0} & \text{in } \Omega, \\ \nabla \cdot \mathbf{u} = 0 & \text{in } \Omega, \\ \mathbf{u} = \mathbf{g} & \text{on } \partial\Omega, \\ \hat{\mathbf{t}} \cdot \mathbf{U} = \hat{\mathbf{t}} \cdot \nabla \mathbf{g} & \text{on } \partial\Omega, \end{cases} \quad (13)$$

where $\hat{\mathbf{t}}$ is a unit tangent vector to $\partial\Omega$. Including the curl constraint of \mathbf{U} into the system is an additional, yet consistent, constraint from the definition of \mathbf{U} . Additionally we note that $U_{11} + U_{22} = \nabla \cdot \mathbf{u} = 0$, and we directly substitute $U_{22} = -U_{11}$ in (13), reducing the total unknowns by one.

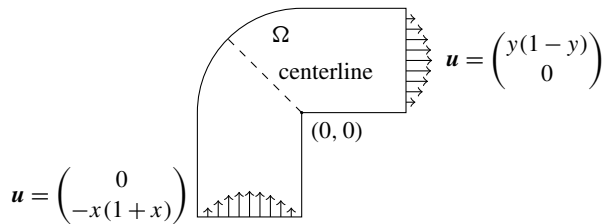


Figure 4. Stokes flow domain and boundary conditions. Inflow and outflow boundary values are shown; no-slip conditions apply to other walls. Conservation of mass is measured as the velocity flux across the diagonal line along $y = -x$.

The standard div/curl least squares approach is to minimize the functional

$$\mathcal{F}(\mathbf{u}, \mathbf{U}, p) = \|\nabla \cdot \mathbf{U} - \nabla p\|^2 + \|\nabla \times \mathbf{U}\|^2 + \|\mathbf{U} - \nabla \mathbf{u}\|^2 + \|\nabla \cdot \mathbf{u}\|^2$$

over an appropriate space of functions for each unknown. When Ω is sufficiently smooth and convex, the norm induced by \mathcal{F} is equivalent to the $H^1(\Omega)$ norm of each unknown (up to a constant for p) and accurate discrete approximations can be found using standard conforming piecewise polynomial spaces for each unknown. For nonconvex domains, \mathbf{U} cannot be guaranteed to remain in $H^1(\Omega)$ and the H^1 equivalence of LS functional norm breaks down. This well known loss of regularity has severe consequences for the standard div/curl LS approach—similar to Examples 1 and 2, singularities at nonconvex corners can cause a loss of convergence and inaccurate solutions globally. System (13) is certainly not the only first-order formulation of (12), and the literature in least squares finite elements reflects a wide range of choices with different advantages and disadvantages (see, e.g., [6; 22; 13]). The div/curl approach does not require exotic finite element spaces, it admits realistic boundary conditions for \mathbf{U} , and it tends to yield linear systems that can be solved robustly by multigrid methods. However, this system exhibits a loss of regularity (see, e.g., [23; 11; 26]), which is what makes the weighted norm approach a compelling way to deal with problems with singularities.

For the adaptively weighted least squares approach, we directly follow the procedure defined in Algorithm 1, defining the weighted least squares functional by $\mathcal{F}_w(\mathbf{u}, \mathbf{U}, p) = \|w(\nabla \cdot \mathbf{U} - \nabla p)\|^2 + \|w\nabla \times \mathbf{U}\|^2 + \|w(\mathbf{U} - \nabla \mathbf{u})\|^2 + \|w\nabla \cdot \mathbf{u}\|^2$, where w is chosen from a previous approximation according to elementwise values of

$$\mathcal{G}(\tau) = \|\nabla \mathbf{u}^h\|_{\tau}^2 + \|\nabla \mathbf{U}^h\|_{\tau}^2 + \|\nabla p^h\|_{\tau}^2,$$

and w is constructed according to (7). All unknowns are approximated with continuous P2 elements. We follow the nested iteration approach, where the initial approximation is computed on a coarse quasiuniform mesh, a weight function is generated on this mesh (see Figure 5), then the mesh is refined uniformly by




Figure 5. Adaptively generated weight function for Stokes flow example problem. Shown in grayscale is the first adaptive weight function, based on the initial approximation on mesh with $h^{-1} = 16$. (Larger values are lighter; smaller values are darker.)

splitting each element into four elements, and the next iterate is computed on the refined mesh. This is then repeated for a total of four refinement levels.

Since no exact solution is available for this problem, we consider several metrics of convergence. First is the least squares functional norm $\mathcal{F}_w(\mathbf{u}^h, \mathbf{U}^h, p^h)^{1/2}$, which includes the weight function used in finding the approximate solution. The second metric we use is the unweighted residual norm evaluated on a subdomain that excludes a neighborhood of the singularity:

$$\mathcal{R}^{1/2} = \left(\|\nabla \cdot \mathbf{U}^h - \nabla p^h\|_{\Omega_1}^2 + \|\nabla \times \mathbf{U}^h\|_{\Omega_1}^2 + \|\mathbf{U}^h - \nabla \mathbf{u}^h\|_{\Omega_1}^2 + \|\nabla \cdot \mathbf{u}^h\|_{\Omega_1}^2 \right)^{1/2},$$

where $\Omega_1 = \{(r, \theta) \in \Omega : r > 0.1\}$. Figure 6 shows a comparison of convergence between the standard least squares approach and the adaptively weighted approach. As in Examples 1 and 2, the standard approach stalls, while the adaptive approach converges at nearly optimal rates. Strong convergence in both the functional and

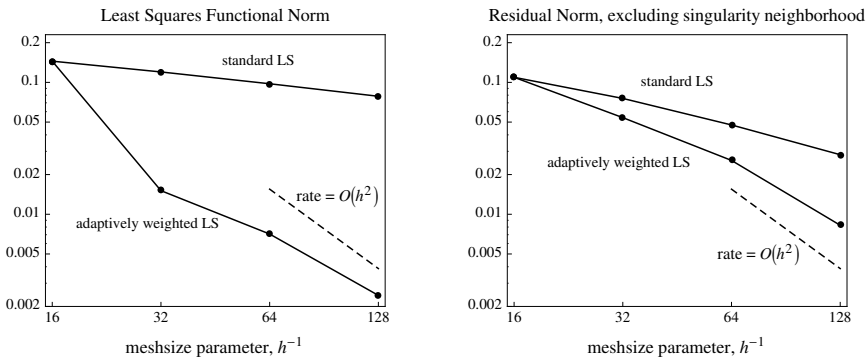


Figure 6. Convergence comparison between standard least squares solution versus the adaptively weighted approach for increasing refinement level. The left shows the least squares functional norm $\mathcal{F}^{1/2}$ for the standard approach and the weighted functional norm $\mathcal{F}_w^{1/2}$. The right shows the L^2 residual norm in a subdomain excluding a neighborhood of the singularity.

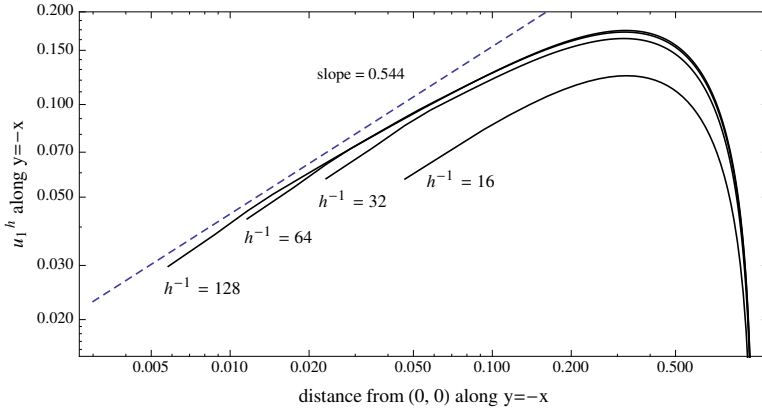


Figure 7. Trace of u_1^h along the line $y = -x$ through Ω for increasing refinement level. The log-log scale shows the asymptotic behavior $u_1^h \sim r^{0.544}$.

residual norms shows that no significant pollution effect is present in the weighted norm approximations.

To examine the quality of the solution near the singularity, we consider the velocity approximates near the reentrant corner. Through asymptotic analysis, it can be shown that $\mathbf{u} \sim r^{0.544}$ near the origin for this problem. Figure 7 gives a log-log plot of the trace of u_1 along the line $y = -x$ in Ω , which matches the asymptotic rate well, giving confidence that the method is reproducing a locally accurate solution.

As a final consideration, we measure the mass flux along the centerline of the domain (see Figure 4) relative to the inflow. Least squares finite element methods typically enforce conservation of mass by minimizing the least squares functional which includes $\nabla \cdot \mathbf{u} = 0$ as one term. Thus, the error in this term is balanced with the other equations in the system, giving conservation of mass errors on the order of the total discretization error. Rebalancing terms in the functional can improve approximation accuracy in one term at the expense of the others, and it is common to rescale the mass term by a large constant to reduce mass loss. We note that this

% of mass loss at center line		
h^{-1}	Adaptive	Standard LS
16	30.6%	30.6%
32	7.04%	21.3%
64	2.05%	14.2%
128	0.694%	9.17%

Table 3. Mass loss at center line of symmetry for the adaptively weighted approach versus the standard approach. Both approaches used the same sequence of triangulations of Ω with mesh size parameter h .

should be done with caution, since introducing a large constant will result in lower accuracy in other terms and can degrade the conditioning of the resulting linear system drastically. In Table 3 we show the relative mass loss in the adaptively weighted approach versus the standard least squares approach, showing a significant improvement and further evidence that the weighted approach eliminates pollution effects induced by the singularity at the corner.

Example 4 (Navier–Stokes, lid-driven cavity). Here we consider the div/curl formulation of steady incompressible flow in $\Omega \subset \mathbb{R}^2$ as modeled by the first-order system

$$\left\{ \begin{array}{ll} -\nabla \cdot \mathbf{U} + \text{Re} \mathbf{U} \mathbf{u} + \nabla p = \mathbf{0} & \text{in } \Omega, \\ \mathbf{U} - \nabla \mathbf{u} = \mathbf{0} & \text{in } \Omega, \\ \nabla \cdot \mathbf{u} = 0 & \text{in } \Omega, \\ \nabla \times \mathbf{U} = \mathbf{0} & \text{in } \Omega, \\ \nabla(\text{tr}(\mathbf{U})) = \mathbf{0} & \text{in } \Omega, \\ \mathbf{u} = \mathbf{g} & \text{on } \partial\Omega, \\ \hat{\boldsymbol{\tau}} \cdot \mathbf{U} = \hat{\boldsymbol{\tau}} \cdot \nabla g & \text{on } \partial\Omega, \end{array} \right. \quad (14)$$

where $\text{tr}(\mathbf{U})$ is the trace of \mathbf{U} , $\hat{\boldsymbol{\tau}}$ is a unit tangent vector to $\partial\Omega$, and Re is the dimensionless Reynolds number, defined to be the ratio of inertial forces to viscous forces. At low Re , flow is essentially laminar; as Re increases, flow becomes more turbulent. The nonlinearity induced by the $\text{Re} \mathbf{U} \mathbf{u}$ term makes (14) a natural candidate for the adaptive weighting procedure since iteration will already be necessary to resolve the nonlinearity. We present results for Stokes flow ($\text{Re} = 0$) and turbulent flow at $\text{Re} = 100$ in the lid-driven cavity (LDC) domain shown in Figure 8. Despite the nonphysical nature of the problem, lid-driven cavity flow remains a well studied standard test problem for fluid dynamics codes. Our standard for accuracy is the data presented in [8].

The discontinuous boundary conditions on \mathbf{u} in LDC flow induce strong singularities in p and in some components of \mathbf{U} which exclude them from $L^2(\Omega)$ in the neighborhood of the two upper corners (see [19] for details). This poses a different, seemingly more extreme regularity issue than those induced by nonconvex domains. While this loss of smoothness would seem to preclude the use of $H^1(\Omega)$ conforming elements, we recall that each unknown is sufficiently smooth

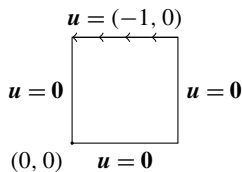


Figure 8. Domain and boundary conditions for the lid-driven cavity test problem.

in any subdomain excluding the upper corners and that the use of an appropriately weighted least squares functional can remove any pollution effect due to the loss of smoothness in the upper corners. Thus, for this problem, we approximate all unknowns using $H^1(\Omega)$ conforming P2 elements (piecewise continuous quadratics), and Ω is discretized using a uniform triangulation. We seek a solution method that converges robustly to the solution away from the singularities.

We implement Newton's method within a nonlinear iteration, defining \mathbf{u}_{old} and \mathbf{U}_{old} as current approximations of \mathbf{u} and \mathbf{U} . The nonlinear inertial term is thus replaced according to $\text{Re}\mathbf{U}\mathbf{u} \rightarrow \text{Re}(\mathbf{U}_{\text{old}}\mathbf{u} + \mathbf{U}\mathbf{u}_{\text{old}} - \mathbf{U}_{\text{old}}\mathbf{u}_{\text{old}})$. When the initial approximations are taken as $\mathbf{U}_{\text{old}} = \mathbf{0}$ and $\mathbf{u}_{\text{old}} = \mathbf{0}$, the first Newton step corresponds to a Stokes solve. Since the computation of the weight function is essentially free relative to the PDE solve, we choose to compute a new weight function during each subsequent Newton step according to Algorithm 1. We find that for $\text{Re} = 100$ using a fixed number ($n = 5$) of Newton steps is sufficient to resolve the nonlinearity.

The procedure for each nonlinear step is to minimize the weighted functional

$$\begin{aligned} \mathcal{F}_w(\mathbf{u}, \mathbf{U}, p; \mathbf{u}_{\text{old}}, \mathbf{U}_{\text{old}}) = & \|w(-\nabla \cdot \mathbf{U} + \text{Re}(\mathbf{U}_{\text{old}}\mathbf{u} + \mathbf{U}\mathbf{u}_{\text{old}} - \mathbf{U}_{\text{old}}\mathbf{u}_{\text{old}}) + \nabla p)\|^2 \\ & + \|w(\mathbf{U} - \nabla\mathbf{u})\|^2 + \|w\nabla \cdot \mathbf{u}\|^2 + \|w\nabla \times \mathbf{U}\|^2 + \|w\nabla(\text{tr}(\mathbf{U}))\|^2, \end{aligned}$$

where the weight function is computed according to Algorithm 1 and (7) with elementwise gradient values

$$\mathcal{G}(\tau) = (\|\nabla\mathbf{u}\|_{\tau}^2 + \|\nabla\mathbf{U}\|_{\tau}^2 + \|\nabla p\|_{\tau}^2)^{1/2}.$$

We first show convergence in the following unweighted residual norm on a subdomain that excludes the singularities: $\Omega_1 = \{(x, y) \in \Omega : y \leq 0.75\}$ and

$$\begin{aligned} \mathcal{R}^{1/2} = & (\|-\nabla \cdot \mathbf{U} + \text{Re}\mathbf{U}\mathbf{u} + \nabla p\|_{\Omega_1}^2 + \|\mathbf{U} - \nabla\mathbf{u}\|_{\Omega_1}^2 \\ & + \|\nabla \cdot \mathbf{u}\|_{\Omega_1}^2 + \|\nabla \times \mathbf{U}\|_{\Omega_1}^2 + \|\nabla(\text{tr}(\mathbf{U}))\|_{\Omega_1}^2)^{1/2}. \end{aligned}$$

Figure 9 shows convergence of $\mathcal{R}^{1/2}$ versus the size of each element. For Stokes flow, the adaptively weighted and standard least squares approaches are comparable, but for Navier–Stokes flow at $\text{Re} = 100$, the adaptively weighted approach shows improved error reduction at all resolutions and a nearly optimal $\mathcal{O}(h^2)$ rate.

To further confirm that the adaptively weighted method converges to the exact solution we compare results with benchmark solutions for Stokes flow in [19] and for Navier–Stokes flow in [8].

Figure 10 shows plots of the maximum value of the stream function (left) and the value of the vorticity at $(0, 0.95)$ at increasing resolution (see [19] for a description of these physical quantities). As the mesh is refined we see that the adaptively weighted approach and standard approaches both reproduce the benchmark values asymptotically.

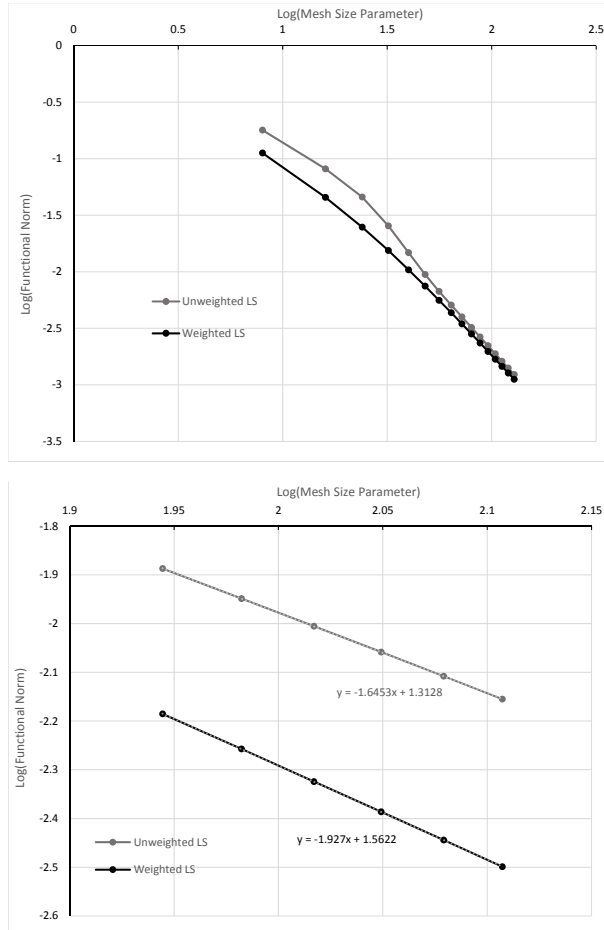


Figure 9. Unweighted residual norm $\mathcal{R}^{1/2}$ versus mesh size parameter h for Stokes flow ($Re = 0$, top) and Navier–Stokes ($Re = 100$, bottom).

Figure 11 shows components of the velocity along horizontal (left) and vertical (right) lines through the center of the domain, compared with a benchmark solution for $Re = 100$ in [8]. The adaptively weighted approach seems to reproduce the benchmark solution well, even though the problem has severe regularity issues from a discontinuous boundary condition.

Example 5 (Navier–Stokes, flow over a square obstacle). In this section, we analyze the steady state flow around a square obstacle using a stress, velocity, pressure formulation of the Navier–Stokes equations:

$$\begin{cases} \nabla \cdot \boldsymbol{\sigma} - \rho \mathbf{u} \cdot \nabla \mathbf{u} = \mathbf{0}, \\ \boldsymbol{\sigma} = \mu(\nabla \mathbf{u} + \nabla \mathbf{u}^T) - p\mathbf{I}, \\ \nabla \cdot \mathbf{u} = 0, \end{cases} \quad (15)$$

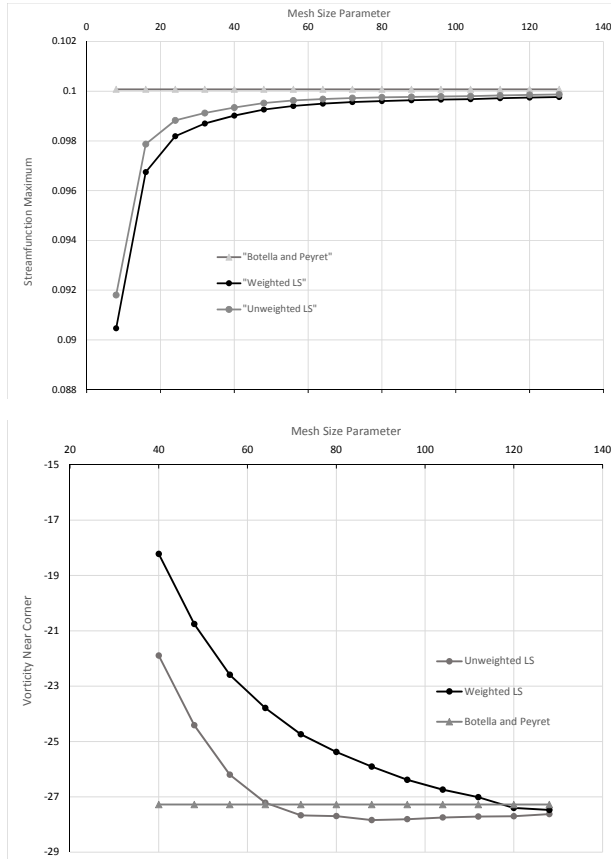


Figure 10. Stream function extrema over various mesh sizes (top) and vorticity values near corner (bottom).

where $\boldsymbol{\sigma} = \begin{pmatrix} \sigma_{11} & \sigma_{12} \\ \sigma_{21} & \sigma_{22} \end{pmatrix}$ is the total stress tensor, ρ is the density, $\mathbf{u} = (u_1, u_2)$ is the velocity, $\mu = 1$ is the kinematic viscosity, p is the pressure, and I is the 2×2 identity tensor. We define the Reynolds number to be $\text{Re} = \rho v d / \mu$ where $v = 1$ is the characteristic velocity and $d = 1$ is the characteristic length. Thus, ρ is chosen to correspond to the Reynolds number.

Figure 12 shows the domain and boundary conditions used for this test. The full domain is 200 units long and 100 units high with a 1×1 square located in the center. Because the solution is symmetric across $y = 0$, a half domain is used for computation. The north and west edges of the domain have boundary conditions of $u_1 = 1$ and $u_2 = 0$. No-slip boundary conditions are employed on the inner square. The symmetry line along the south edge has boundary conditions setting the y derivatives of u_1 and p to be zero. The shear stresses, σ_{12} and σ_{21} , along with u_2 are also set to zero along the south edge. The east edge is set to be consistent

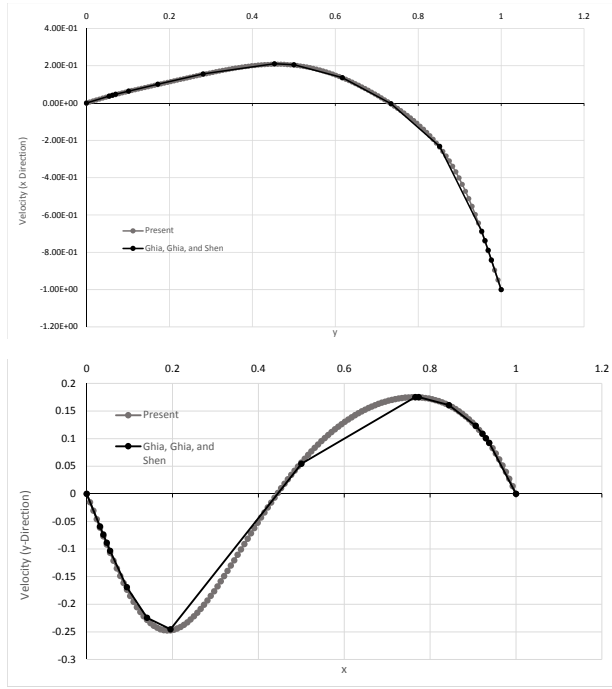


Figure 11. Horizontal (top) and vertical (bottom) velocity profiles through a horizontal center line for Navier–Stokes flow at $Re = 100$ compared with a benchmark solution.

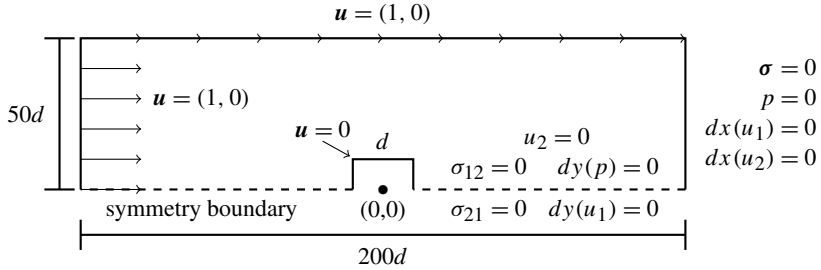


Figure 12. Domain and boundary conditions for Stokes flow example.

with a fully developed constant flow. It employs a zero normal velocity gradient and zero pressure, which implies each component of σ will be zero as well.

Letting \mathbf{u}_{old} represent a current approximation (initially starting with $\mathbf{u}_{\text{old}} = \mathbf{0}$), the linearized, weighted least squares functional is given by

$$\begin{aligned} \mathcal{F}_w(\boldsymbol{\sigma}, \mathbf{u}, p; \mathbf{u}_{\text{old}}) = & \|w(\nabla \cdot \boldsymbol{\sigma} - \rho(\mathbf{u}_{\text{old}} \cdot \nabla \mathbf{u} + \mathbf{u} \cdot \nabla \mathbf{u}_{\text{old}} - \mathbf{u}_{\text{old}} \cdot \nabla \mathbf{u}_{\text{old}}))\|^2 \\ & + \|w(\boldsymbol{\sigma} - (\nabla \mathbf{u} + \nabla \mathbf{u}^T) + p\mathbf{I})\|^2 + \|w(\nabla \cdot \mathbf{u})\|^2. \quad (16) \end{aligned}$$

For the adaptively weighted method, w is chosen from a previous approximation



Figure 13. Weight functions on reentrant corners for the adaptive weight (left) and a priori weight (right). White regions represent $w = 1$ while darker regions are closer to $w = 0$.

according to elementwise gradient values,

$$\mathcal{G}(\tau) = \frac{1}{h_\tau^2} (\|\nabla \sigma^h\|_\tau^2 + \|\nabla \mathbf{u}^h\|_\tau^2 + \|\nabla p^h\|_\tau^2)^{1/2} \quad (17)$$

and (6) for the weight. For comparison, we also define an a priori weighting approach, which uses a predefined weight function with $w \sim r^\beta$ (Figure 13) near each reentrant corner and $w = 1$ away from the neighborhood of each corner. Based on the known regularity of (15) we may use $\beta = 1.5$ to accelerate convergence. For the standard approach, $w = 1$ over the entire domain. Figure 13 shows a comparison of one adaptively generated weight function and the a priori weight function used.

The computational domain is discretized into N total elements, where we define n as the number of elements on each side of the square obstacle. Figure 14 shows a representative mesh (with $n = 10$) over the computational domain and detail of the local mesh around the square. Numerical results in Figures 16 and 17 use $n = 30$. Computational meshes M1–M4 use $n = 4, 8, 16, 32$, respectively.

We choose the FE spaces based upon the structure of the equations in the system, with $\sigma^h \in \text{RT}_1$ (the next to lowest space of $H(\text{div})$ conforming Raviart–Thomas elements), $\mathbf{u}^h \in P_2$ (continuous piecewise quadratic elements), and $p^h \in P_{1\text{dc}}$ (discontinuous piecewise linear elements).

Table 4 summarizes convergence in the functional norm for the three approaches: standard ($w = 1$), adaptive, and a priori. We define a composite global mesh size parameter $h = N^{-1/2}$ where N is the number of elements in the domain. We estimate the rate of convergence to be $\mathcal{O}(h^r)$, with the weighted functional norm $\mathcal{F}_w^{1/2} = (\mathcal{F}_w(\sigma^h, \mathbf{u}^h, p^h))^{1/2}$, where $r = \log(\mathcal{F}_{w_1}^{1/2}/\mathcal{F}_{w_2}^{1/2})/\log(h_1/h_2)$.

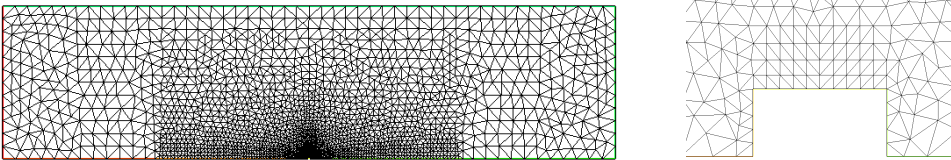


Figure 14. Low-resolution mesh ($n = 10$) over the computational domain (left) and detail around the obstacle (right).

Mesh	N	$\mathcal{F}^{1/2}$	$\mathcal{F}_w^{1/2}$	$\mathcal{F}_w^{1/2}$
		standard	adaptive	a priori
M1	720	0.5682	0.4647	0.5246
M2	2880	0.3915	0.2422	0.3117
M3	11520	0.2873	0.1211	0.1253
M4	46080	0.2196	0.0680	0.0493
rate \approx		0.39	0.83	1.35

Table 4. Functional norm convergence comparison (at $\text{Re} = 20$) between the standard least squares approximation ($w = 1$), the adaptively weighted approach, and the a priori weighted approach. The meshes are generated in a nested refinement pattern with the structure shown in Figure 14. Convergence rate is estimated from data on the two finest mesh levels.

Convergence is slow for the standard approach while each of the weighted approaches has better convergence.

To further examine computational results, we measure the size of the downstream recirculation eddy and the drag coefficient for a range of Reynolds numbers, comparing values to benchmark solutions published in [31] (noted below as the work of Sen et al.).

We define the reattachment length to be the horizontal distance from the downstream edge of the square to the transition point between recirculation and flow as shown in Figure 15. Computational results summarized in Figure 16 show that both weighted approaches match the values in the reference solution well, while the standard approach significantly under predicts the size of the downstream vortex size.

We define the general coefficient of drag to be

$$C_D = \frac{2}{\text{Re}} \int_s (\sigma \hat{n} \cdot \hat{i}) ds \quad (18)$$

where \hat{n} is a unit vector normal to the surface of the obstacle and \hat{i} is a unit vector in the horizontal direction [33]. We can decompose the general formula to this

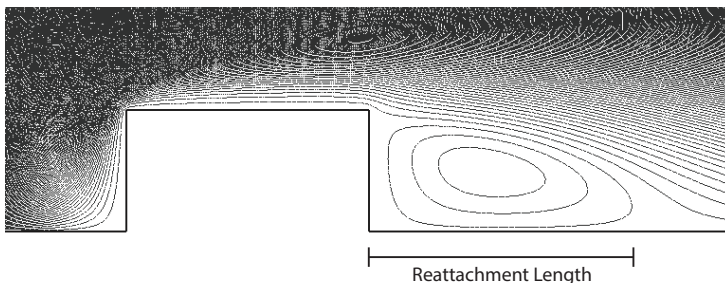


Figure 15. The reattachment length is measured as the distance from the back edge of the square to the transition point between recirculation and flow.

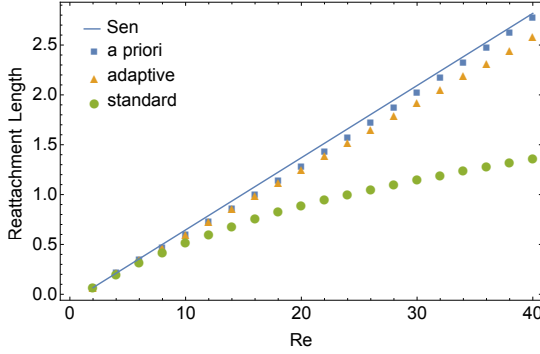


Figure 16. Comparison of reattachment length between different weighting methods (on $n = 30$) and the previous work of Sen et al. At very low Reynolds numbers all methods can be used to good approximation. At $\text{Re} > 10$ only the a priori and adaptive weighting methods continue to be a good approximations. At relatively low mesh resolution, the a priori and adaptive weighting methods produce significantly better results than the standard method.

specific setup, relative to the full domain, as

$$C_D = C_{Dp} + C_{Dv} \quad (19)$$

where

$$C_{Dp} = \frac{2}{\text{Re}} F_p = \frac{2}{\text{Re}} \int_{E,W} p \, dy \quad (20)$$

is the pressure drag, F_p is the force due to pressure,

$$C_{Dv} = \frac{2}{\text{Re}} F_v = \frac{2}{\text{Re}} \int_{N,S} \partial_y u_1 \, dx \quad (21)$$

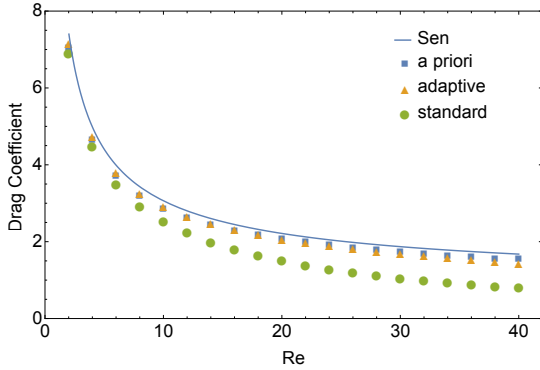


Figure 17. Comparison of the drag coefficient between different weighting methods (on $n = 30$) and the previous work of Sen et al. [31]. Although on a comparatively coarse mesh, both the a priori and adaptive weighting methods are a good approximation to the reference solution.

Mesh	C_D	C_D	C_D	RL	RL	RL
	standard	adaptive	a priori	standard	adaptive	a priori
M1	0.60	0.92	0.74	–	–	–
M2	0.87	1.43	1.21	0.41	0.86	0.71
M3	1.14	1.78	1.86	0.64	1.15	1.20
M4	1.46	2.04	2.09	0.86	1.26	1.29

Table 5. Drag coefficient and reattachment length convergence comparison (at $\text{Re} = 20$) between the standard least squares approximation ($w = 1$), the adaptively weighted approach, and the a priori weighted approach. The published values for the coefficient of drag and reattachment length are $C_d \approx 2.21$ and $\text{RL} \approx 1.37$ [31].

is the viscous drag, and F_v is the force due to viscous shear. Here, N, S, E, W represents the north, south, east, and west sides of the square obstacle, respectively. Figure 17 compares drag coefficient values for a range of Reynolds numbers for the three approaches, each computed on a mesh with $n = 30$. As before, the standard approach underpredicts the values while each of the weighted methods produce values close to the reference solution. As a final consideration, in Table 5 we report convergence of drag coefficients and reattachment lengths for a fixed Reynolds number ($\text{Re} = 20$) on a sequence of mesh refinements. For each method, values seem to be approaching that of the reference solution, but the weighted methods show better convergence to the reference values, indicating a mitigation of the pollution effect induced by the nonsmooth solution at the reentrant corners.

5. Conclusion

The adaptively weighted least squares approach presented here represents a practical way to treat problems with nonsmooth solutions without requiring the use of exotic finite element spaces or special reformulations of the problem. The general idea can be implemented naturally within an adaptive mesh refinement routine, or within a nonlinear or implicit time stepping iteration, and the additional cost of generating the weight function is small compared with the work required for the full PDE solve. Numerical results demonstrate that the pollution effect due to problems with nonsmooth solutions can be reduced or eliminated, suggesting that the adaptively weighted approach is able to minimize the error in a more optimal norm than using standard L^2 minimization principles.

References

- [1] T. Apel and B. Heinrich, *Mesh refinement and windowing near edges for some elliptic problem*, SIAM J. Numer. Anal. **31** (1994), no. 3, 695–708. MR Zbl
- [2] M. Berndt, *Adaptive refinement and the treatment of discontinuous coefficients for multilevel First-Order System Least Squares (FOSLS)*, Ph.D. thesis, University of Colorado Boulder, 1999.

- [3] M. Berndt, T. A. Manteuffel, and S. F. McCormick, *Analysis of first-order system least squares (FOSLS) for elliptic problems with discontinuous coefficients, II*, SIAM J. Numer. Anal. **43** (2005), no. 1, 409–436. MR Zbl
- [4] M. Berndt, T. A. Manteuffel, S. F. McCormick, and G. Starke, *Analysis of first-order system least squares (FOSLS) for elliptic problems with discontinuous coefficients, I*, SIAM J. Numer. Anal. **43** (2005), no. 1, 386–408. MR Zbl
- [5] S. Bidwell, M. E. Hassell, and C. R. Westphal, *A weighted least squares finite element method for elliptic problems with degenerate and singular coefficients*, Math. Comp. **82** (2013), no. 282, 673–688. MR Zbl
- [6] P. B. Bochev and M. D. Gunzburger, *Least-squares finite element methods*, Applied Mathematical Sciences, no. 166, Springer, 2009. MR Zbl
- [7] D. Boffi, F. Brezzi, L. F. Demkowicz, R. G. Durán, R. S. Falk, and M. Fortin, *Mixed finite elements, compatibility conditions, and applications*, Lecture Notes in Mathematics, no. 1939, Springer, 2008. MR Zbl
- [8] O. Botella and R. Peyret, *Benchmark spectral results on the lid-driven cavity flow*, Comput. Fluid. **27** (1998), no. 4, 421–433. Zbl
- [9] J. H. Bramble, R. D. Lazarov, and J. E. Pasciak, *A least-squares approach based on a discrete minus one inner product for first order systems*, Math. Comp. **66** (1997), no. 219, 935–955. MR Zbl
- [10] F. Brezzi and M. Fortin, *Mixed and hybrid finite element methods*, Springer Series in Computational Mathematics, no. 15, Springer, 1991. MR Zbl
- [11] P. Burda, *On the FEM for the Navier–Stokes equations in the domains with corner singularities*, Finite element methods: superconvergence, post-processing, and a posteriori estimates (M. Křížek, P. Neittaanmäki, and R. Stenberg, eds.), Lecture Notes in Pure and Applied Mathematics, no. 196, Dekker, 1998, pp. 41–52. MR Zbl
- [12] P. Burda, J. Novotný, and J. Šístek, *Accurate solution of corner singularities in axisymmetric and plane flows using adjusted mesh of finite elements*, Computational Fluid Dynamics 2004 (C. Groth and D. W. Zingg, eds.), Springer, 2006, pp. 463–468.
- [13] Z. Cai, T. A. Manteuffel, and S. F. McCormick, *First-order system least squares for the Stokes equations, with application to linear elasticity*, SIAM J. Numer. Anal. **34** (1997), no. 5, 1727–1741. MR Zbl
- [14] Z. Cai, T. A. Manteuffel, S. F. McCormick, and J. Ruge, *First-Order System $\mathcal{L}\mathcal{L}^*$ (FOSLL*): scalar elliptic partial differential equations*, SIAM J. Numer. Anal. **39** (2002), no. 4, 1418–1445.
- [15] Z. Cai and C. R. Westphal, *A weighted $H(\text{div})$ least-squares method for second-order elliptic problems*, SIAM J. Numer. Anal. **46** (2008), no. 3, 1640–1651. MR Zbl
- [16] ———, *An adaptive mixed least-squares finite element method for viscoelastic fluids of Oldroyd type*, J. Non-Newton. Fluid. Mech. **159** (2009), no. 1–3, 72–80. Zbl
- [17] G. F. Carey and H. T. Dinh, *Grading functions and mesh redistribution*, SIAM J. Numer. Anal. **22** (1985), no. 5, 1028–1040. MR Zbl
- [18] L. Demkowicz and J. Gopalakrishnan, *Analysis of the DPG method for the Poisson equation*, SIAM J. Numer. Anal. **49** (2011), no. 5, 1788–1809. MR Zbl

- [19] U. Ghia, K. N. Ghia, and C. T. Shin, *High-Re solutions for incompressible flow using the Navier–Stokes equations and a multigrid method*, J. Comput. Phys. **48** (1982), no. 3, 387–411. Zbl
- [20] P. Grisvard, *Elliptic problems in nonsmooth domains*, Monographs and Studies in Mathematics, no. 24, Pitman, 1985. MR Zbl
- [21] F. Hecht, *New development in FreeFem++*, J. Numer. Math. **20** (2012), no. 3–4, 251–265. MR Zbl
- [22] S. D. Kim, C.-O. Lee, T. A. Manteuffel, S. F. McCormick, and O. Röhrle, *First-order system least squares for the Oseen equations*, Numer. Lin. Alg. Appl. **13** (2006), no. 7, 523–542. Zbl
- [23] V. A. Kondratiev, *Boundary problems for elliptic equations in domains with conical or angular points*, Trans. Moscow Math. Soc. **16** (1967), 227–313.
- [24] V. A. Kozlov, V. G. Maz’ya, and J. Rossmann, *Elliptic boundary value problems in domains with point singularities*, Mathematical Surveys and Monographs, no. 52, American Mathematical Society, 1997. MR Zbl
- [25] ———, *Spectral problems associated with corner singularities of solutions to elliptic equations*, Mathematical Surveys and Monographs, no. 85, American Mathematical Society, 2001. MR Zbl
- [26] J. R. Kweon, *Regularity of solutions for the Navier–Stokes system of incompressible flows on a polygon*, J. Differential Equations **235** (2007), no. 1, 166–198. MR Zbl
- [27] E. Lee, T. A. Manteuffel, and C. R. Westphal, *Weighted-norm first-order system least squares (FOSLS) for problems with corner singularities*, SIAM J. Numer. Anal. **44** (2006), no. 5, 1974–1996. MR Zbl
- [28] ———, *Weighted-norm first-order system least-squares (FOSLS) for div/curl systems with three dimensional edge singularities*, SIAM J. Numer. Anal. **46** (2008), no. 3, 1619–1639. MR Zbl
- [29] K. Liu, T. A. Manteuffel, S. F. McCormick, J. W. Ruge, and L. Tang, *Hybrid first-order system least squares finite element methods with application to Stokes equations*, SIAM J. Numer. Anal. **51** (2013), no. 4, 2214–2237. MR Zbl
- [30] R. H. Nochetto, K. G. Siebert, and A. Veiser, *Theory of adaptive finite element methods: an introduction*, Multiscale, nonlinear and adaptive approximation (R. A. DeVore and A. Kunoth, eds.), Springer, 2009, pp. 409–542. MR Zbl
- [31] S. Sen, S. Mittal, and G. Biswas, *Flow past a square cylinder at low Reynolds numbers*, Int. J. Numer. Meth. Fluid. **67** (2011), no. 9, 1160–1174. Zbl
- [32] J. A. Sethian and J. Wilkening, *A numerical model of stress driven grain boundary diffusion*, J. Comput. Phys. **193** (2004), no. 1, 275–305. MR Zbl
- [33] A. Sharma and V. Eswaran, *Heat and fluid flow across a square cylinder in the two-dimensional laminar flow regime*, Numer. Heat Transf. A **45** (2004), no. 3, 247–269.
- [34] Y. Sun and C. R. Westphal, *An adaptively weighted Galerkin finite element method for boundary value problems*, Commun. Appl. Math. Comput. Sci. **10** (2015), no. 1, 27–41. MR Zbl
- [35] J. A. Wilkening, *Mathematical analysis and numerical simulation of electromigration*, Ph.D. thesis, University of California, Berkeley, 2002. MR

Received November 23, 2015. Revised July 6, 2017.

BRIAN HAYHURST: brian00739@gmail.com

*Department of Mathematics and Computer Science, Wabash College, Crawfordsville, IN,
United States*

MASON KELLER: mgkeller17@wabash.edu

*Department of Mathematics and Computer Science, Wabash College, Crawfordsville, IN,
United States*

CHRIS RAI: chirsinator@gmail.com

*Department of Mathematics and Computer Science, Wabash College, Crawfordsville, IN,
United States*

XIDIAN SUN: sunx23@uw.edu

Department of Mathematics, University of Washington, Seattle, WA, United States

CHAD R. WESTPHAL: westphac@wabash.edu

*Department of Mathematics and Computer Science, Wabash College, Crawfordsville, IN,
United States*

Communications in Applied Mathematics and Computational Science

msp.org/camcos

EDITORS

MANAGING EDITOR

John B. Bell
Lawrence Berkeley National Laboratory, USA
jbbell@lbl.gov

BOARD OF EDITORS

Marsha Berger	New York University berger@cs.nyu.edu	Ahmed Ghoniem	Massachusetts Inst. of Technology, USA ghoniem@mit.edu
Alexandre Chorin	University of California, Berkeley, USA chorin@math.berkeley.edu	Raz Kupferman	The Hebrew University, Israel raz@math.huji.ac.il
Phil Colella	Lawrence Berkeley Nat. Lab., USA pcolella@lbl.gov	Randall J. LeVeque	University of Washington, USA rjl@amath.washington.edu
Peter Constantin	University of Chicago, USA const@cs.uchicago.edu	Mitchell Luskin	University of Minnesota, USA luskin@umn.edu
Maksymilian Dryja	Warsaw University, Poland maksymilian.dryja@acn.waw.pl	Yvon Maday	Université Pierre et Marie Curie, France maday@ann.jussieu.fr
M. Gregory Forest	University of North Carolina, USA forest@amath.unc.edu	James Sethian	University of California, Berkeley, USA sethian@math.berkeley.edu
Leslie Greengard	New York University, USA greengard@cims.nyu.edu	Juan Luis Vázquez	Universidad Autónoma de Madrid, Spain juanluis.vazquez@uam.es
Rupert Klein	Freie Universität Berlin, Germany rupert.klein@pik-potsdam.de	Alfio Quarteroni	Ecole Polytech. Féd. Lausanne, Switzerland alfio.quarteroni@epfl.ch
Nigel Goldenfeld	University of Illinois, USA nigel@uiuc.edu	Eitan Tadmor	University of Maryland, USA etadmor@cscamm.umd.edu
		Denis Talay	INRIA, France denis.talay@inria.fr

PRODUCTION

production@msp.org

Silvio Levy, Scientific Editor


See inside back cover or msp.org/camcos for submission instructions.

The subscription price for 2018 is US \$100/year for the electronic version, and \$150/year (+\$15, if shipping outside the US) for print and electronic. Subscriptions, requests for back issues from the last three years and changes of subscriber address should be sent to MSP.

Communications in Applied Mathematics and Computational Science (ISSN 2157-5452 electronic, 1559-3940 printed) at Mathematical Sciences Publishers, 798 Evans Hall #3840, c/o University of California, Berkeley, CA 94720-3840, is published continuously online. Periodical rate postage paid at Berkeley, CA 94704, and additional mailing offices.

CAMCoS peer review and production are managed by EditFLOW® from MSP.

PUBLISHED BY

 **mathematical sciences publishers**
nonprofit scientific publishing

<http://msp.org/>

© 2018 Mathematical Sciences Publishers

Communications in Applied Mathematics and Computational Science

vol. 13

no. 1

2018

-
- | | |
|--|-----|
| Adaptively weighted least squares finite element methods for partial differential equations with singularities | 1 |
| BRIAN HAYHURST, MASON KELLER, CHRIS RAI, XIDIAN SUN and CHAD R. WESTPHAL | |
| On the convergence of iterative solvers for polygonal discontinuous Galerkin discretizations | 27 |
| WILL PAZNER and PER-OLOF PERSSON | |
| Theoretically optimal inexact spectral deferred correction methods | 53 |
| MARTIN WEISER and SUNAYANA GHOSH | |
| A third order finite volume WENO scheme for Maxwell's equations on tetrahedral meshes | 87 |
| MARINA KOTOVSHCHIKOVA, DMITRY K. FIRSOV and SHIU HONG LUI | |
| On a scalable nonparametric denoising of time series signals | 107 |
| LUKÁŠ POSPÍŠIL, PATRICK GAGLIARDINI, WILLIAM SAWYER and ILLIA HORENKO | |



1559-3940(2018)13:1;1-C